

**JAY•LOR**<sup>®</sup> *BECAUSE  
NUTRITION  
MATTERS.*<sup>™</sup>

**PARTS BOOK**

**HD MANURE SPREADERS**

**M1600HD M1780HD**



*“Because Nutrition Matters™”*

Jaylor

071213 10<sup>th</sup> Line, East Garafraxa, Ontario, L9W6Z9 Tel: (519) 787-9353 Fax: (519) 787-7053

# TABLE OF CONTENTS

<b>A.</b>	<b>INTRODUCTION .....</b>	<b>3</b>
<b>B.</b>	<b>CONTACT INFORMATION.....</b>	<b>3</b>
<b>C.</b>	<b>GENERAL INFORMATION .....</b>	<b>3</b>
<b>D.</b>	<b>PART NUMBERING SYSTEM .....</b>	<b>4</b>
<b>E.</b>	<b>SERIAL NUMBER LOCATION .....</b>	<b>4</b>
<b>F.</b>	<b>BOX.....</b>	<b>5</b>
	Short Side Extensions V1 .....	6
	Tall Side Extensions V1 .....	7
	Short Side Extensions V2 .....	8
	Tall Side Extensions V2 .....	9
	Front Extension V1.....	10
	Front Extension V2.....	11
	Tail Light Assembly .....	12
	Viewing Ladder V1 .....	13
	Viewing Ladder V2 .....	14
	Viewing Ladder V3 .....	15
	Rear Gate .....	16
	Seals & Scrapers.....	17
	Grease Banks .....	18
	Liners.....	19
<b>G.</b>	<b>CHASSIS.....</b>	<b>20</b>
	Hydraulic Slide Axle.....	21
	Standard Axle Assembly V1 .....	22
	Low Ride Axle Assembly V1 .....	23
	Bolt-On Hub Components.....	24
	Standard Axle Assembly V2 .....	25
	Std Axle V2 Hub Components.....	26
	Low Ride Axle Assembly V2 .....	27
	Low Ride Axle V2 Hub Components .....	28
	Manual Slack Adjusters.....	29
	Automatic Slack Adjusters .....	30
	Wheels .....	31
	Hitch Options .....	32
	Front Chassis.....	33
	Front End Components.....	34
<b>H.</b>	<b>DRIVELINE .....</b>	<b>35</b>
	Front Driveline .....	36
	Rear Driveline .....	37
	Chain Components.....	38

Conveyor Gearbox RT800 .....	39
Conveyor Gearbox RT1000 .....	40
Front PTO .....	41
Rear PTO .....	42
<b>I. REAR END .....</b>	<b>43</b>
Rear End V1 – Beaters & Hooks .....	44
Rear End V1 – Gearbox & Shields .....	45
Rear End V2 – Beaters & Frame .....	46
Rear End V2 – Gearbox & Shields .....	47
Rear End V3 – Beaters & Frame .....	48
Rear End V3 – Gearbox & Shields .....	49
Beater Gearbox V1 & V2 .....	50
Beater Gearbox V3 .....	51
Grain Canopy .....	52
<b>J. HYDRAULICS .....</b>	<b>53</b>
Rear Gate Hydraulics .....	54
Brake Hydraulics .....	55
Slide Axle Hydraulics .....	56
Driveline Hydraulics .....	57
Hydraulic Light Covers .....	58
<b>K. SCALE SYSTEM .....</b>	<b>59</b>
Scale Components .....	60

## **A. INTRODUCTION**

This Dealer Copy of the Parts Book contains common and general information applicable to Jaylor Manure Spreaders. It has been carefully designed to ensure that correct and accurate information is portrayed in every area of a typical unit, enabling efficient and effective service to the end user of Jaylor products.

The format of this book consists of a fundamental breakdown of components and assemblies according to the area in which they are located or function on the machine. Each section contains illustrative information regarding a part or an assembly, along with information such as part numbers and quantities included. For details and pricing information regarding parts and assemblies depicted in the illustrations please contact Jaylor. Our service personnel will be more than willing to assist you in obtaining information as it pertains to the Jaylor line of products. Information and pricing for non-stock and/or custom items will be quoted on request.

### **Note:**

Parts and assemblies in this book may not be exactly as shown. Jaylor reserves the right to make any changes/revisions/amendments at any time as deemed necessary to ensure that correct information is provided.

## **B. CONTACT INFORMATION**

Contact Jaylor at:



**071213 10<sup>th</sup> Line  
East Garafraxa, ON  
Canada  
L9W 6Z9**

**Phone:** (519) 787-9353  
**Fax:** (519) 787-7053  
**E-mail:** [jaylor@jaylor.com](mailto:jaylor@jaylor.com)  
**On the web:** [www.jaylor.com](http://www.jaylor.com)

## **C. GENERAL INFORMATION**

It is important to use extreme caution when performing any type of service to this equipment. General information regarding service procedures and intervals is covered in the Owner Manual provided with the new product. For more specific product service, please contact Jaylor to obtain Technical Service Bulletins that outline the procedures and requirements for such.

It is also important to ensure that only Jaylor genuine or approved parts are to be used where applicable. Mismatched or incorrect components can result in machine damage or malfunction, or possibly personal injury.

## D. PART NUMBERING SYSTEM

Jaylor's part numbering system consists of eleven digits as shown below:

XXX-###-12345

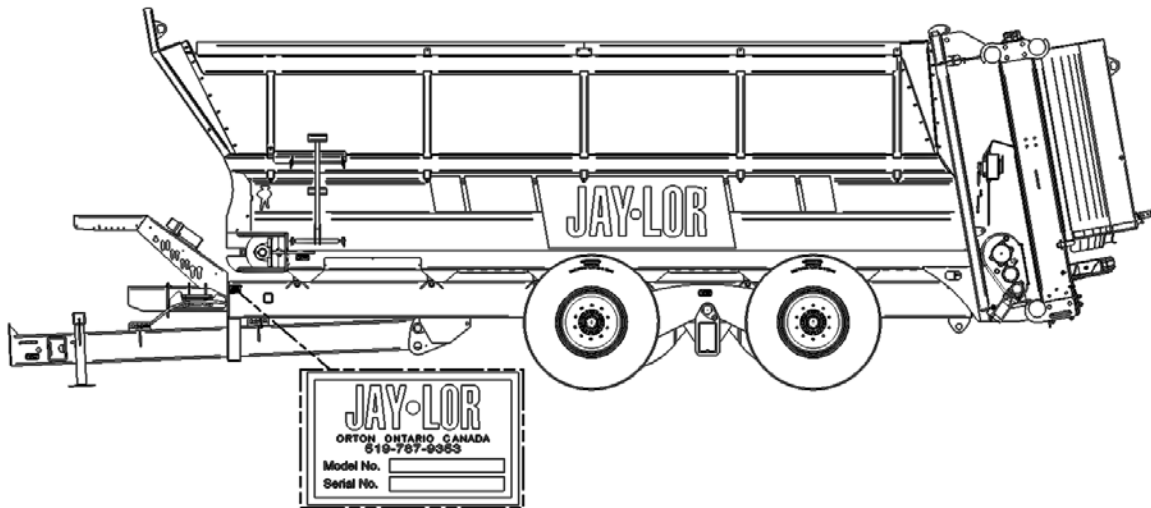
The first three digits are the **Product Group Code** (PGC), which consists of three alpha characters which will be referred to as (XXX). The next three numeric digits will be referred to as (###) and represent the **Product Code** (PC). The next five numeric digits represent the **Part Number** (PN) and are referred to as (12345).

The Product Code (PC) follows the following numbering convention:

PC	Description
#00	Universal Parts
#01	Box Parts
#02	Frame / Chassis Parts
#03	Ladder Parts
#04	Wheel / Hub / Axle Parts
#05	Beater Parts
#06	Spreader Rear End Parts
#07	Driveline Parts
#09	Hydraulic and Pneumatic Parts
#12	Decals
#18	Electrical / Lighting Parts

## E. SERIAL NUMBER LOCATION

When ordering components for Jaylor products it is important to include the machine model and serial numbers if applicable. The serial number plate is located on the frame of the machine as indicated in the diagram below:



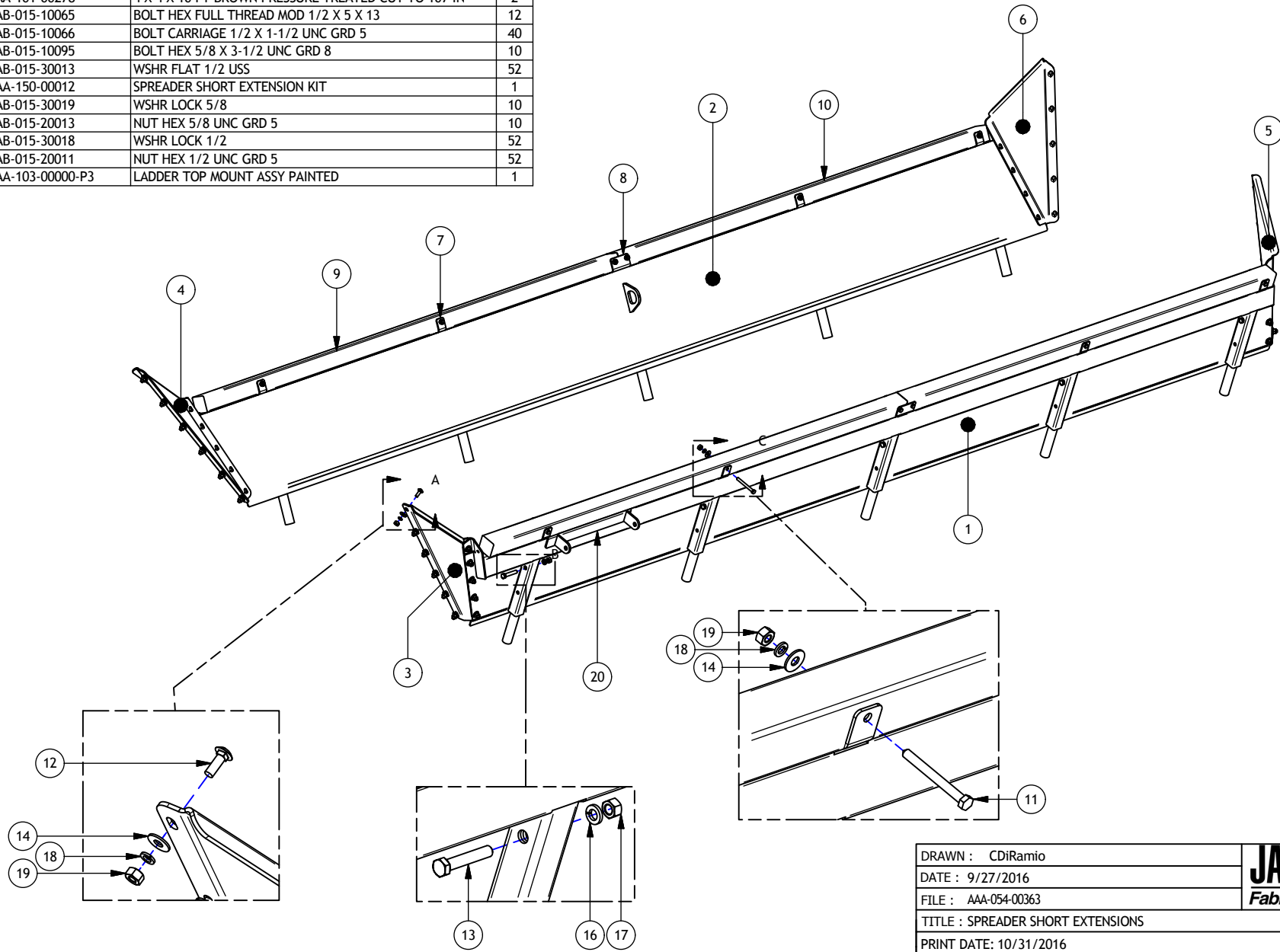
**F. BOX**



Parts List

ITEM	PART NUMBER	TITLE	QTY
1	AAA-101-00253-P3	LTH SHORT EXTENSION PAINTED BLACK	1
2	AAA-101-00254-P3	RTH SHORT EXTENSION PAINTED BLACK	1
3	AAA-101-00268-P3	FRT LTH SHORT EXTENSION WING 1/4T PAINTED BLACK	1
4	AAA-101-00269-P3	FRT RTH SHORT EXTENSION WING 1/4T PAINTED BLACK	1
5	AAA-101-00270-P3	REAR LTH SHORT EXTENSION WING 1/4T PAINTED BLACK	1
6	AAA-101-00271-P3	REAR RTH SHORT EXTENSION WING 1/4T PAINTED BLACK	1
7	AAA-101-00272-P3	WOOD RAIL MOUNT PAINTED BLACK	7
8	AAA-101-00275-P3	WOOD RAIL JOINER MOUNT PAINTED BLACK	2
9	AAA-101-00277	4 X 4 X 10FT BROWN PRESSURE TREATED	2
10	AAA-101-00278	4 X 4 X 10 FT BROWN PRESSURE TREATED CUT TO 107 IN	2
11	AAB-015-10065	BOLT HEX FULL THREAD MOD 1/2 X 5 X 13	12
12	AAB-015-10066	BOLT CARRIAGE 1/2 X 1-1/2 UNC GRD 5	40
13	AAB-015-10095	BOLT HEX 5/8 X 3-1/2 UNC GRD 8	10
14	AAB-015-30013	WSHR FLAT 1/2 USS	52
15	AAA-150-00012	SPREADER SHORT EXTENSION KIT	1
16	AAB-015-30019	WSHR LOCK 5/8	10
17	AAB-015-20013	NUT HEX 5/8 UNC GRD 5	10
18	AAB-015-30018	WSHR LOCK 1/2	52
19	AAB-015-20011	NUT HEX 1/2 UNC GRD 5	52
20	AAA-103-00000-P3	LADDER TOP MOUNT ASSY PAINTED	1

# SHORT SIDE EXTENSIONS

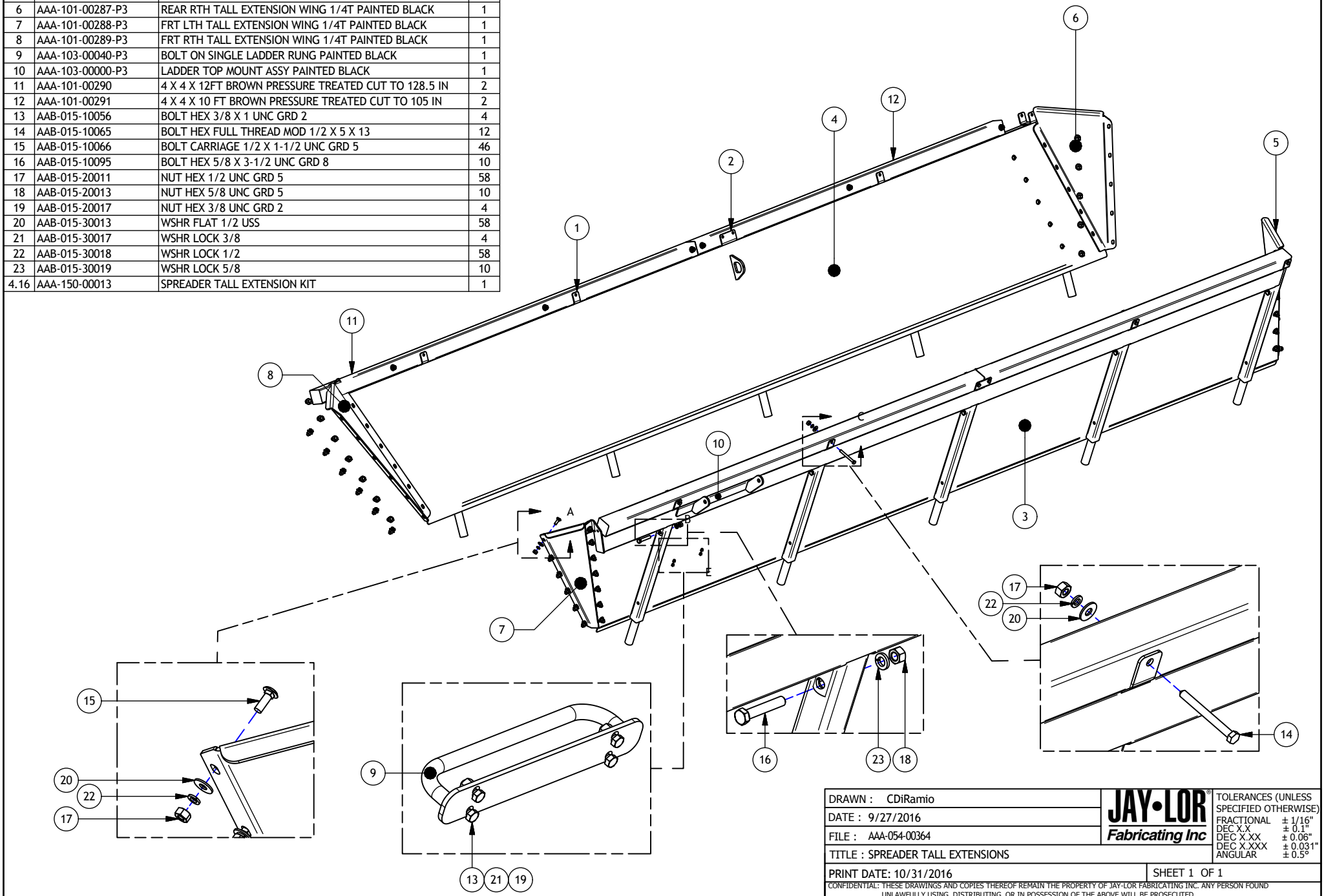


DRAWN : CDiRamio	<b>JAY•LOR</b> Fabricating Inc	TOLERANCES (UNLESS SPECIFIED OTHERWISE)
DATE : 9/27/2016		FRACTIONAL ± 1/16"
FILE : AAA-054-00363		DEC X.X ± 0.1"
TITLE : SPREADER SHORT EXTENSIONS		DEC X.XX ± 0.06"
		DEC X.XXX ± 0.031"
		ANGULAR ± 0.5°
PRINT DATE: 10/31/2016	SHEET 1 OF 1	
CONFIDENTIAL: THESE DRAWINGS AND COPIES THEREOF REMAIN THE PROPERTY OF JAY-LOR FABRICATING INC. ANY PERSON FOUND UNLAWFULLY USING, DISTRIBUTING, OR IN POSSESSION OF THE ABOVE WILL BE PROSECUTED		

Parts List

ITEM	PART NUMBER	TITLE	QTY
1	AAA-101-00272-P3	WOOD RAIL MOUNT PAINTED BLACK	7
2	AAA-101-00275-P3	WOOD RAIL JOINER MOUNT PAINTED BLACK	2
3	AAA-101-00279-P3	LTH TALL EXTENSION PAINTED BLACK	1
4	AAA-101-00280-P3	RTH TALL EXTENSION PAINTED BLACK	1
5	AAA-101-00286-P3	REAR LTH TALL EXTENSION WING 1/4T PAINTED BLACK	1
6	AAA-101-00287-P3	REAR RTH TALL EXTENSION WING 1/4T PAINTED BLACK	1
7	AAA-101-00288-P3	FRT LTH TALL EXTENSION WING 1/4T PAINTED BLACK	1
8	AAA-101-00289-P3	FRT RTH TALL EXTENSION WING 1/4T PAINTED BLACK	1
9	AAA-103-00040-P3	BOLT ON SINGLE LADDER RUNG PAINTED BLACK	1
10	AAA-103-00000-P3	LADDER TOP MOUNT ASSY PAINTED BLACK	1
11	AAA-101-00290	4 X 4 X 12FT BROWN PRESSURE TREATED CUT TO 128.5 IN	2
12	AAA-101-00291	4 X 4 X 10 FT BROWN PRESSURE TREATED CUT TO 105 IN	2
13	AAB-015-10056	BOLT HEX 3/8 X 1 UNC GRD 2	4
14	AAB-015-10065	BOLT HEX FULL THREAD MOD 1/2 X 5 X 13	12
15	AAB-015-10066	BOLT CARRIAGE 1/2 X 1-1/2 UNC GRD 5	46
16	AAB-015-10095	BOLT HEX 5/8 X 3-1/2 UNC GRD 8	10
17	AAB-015-20011	NUT HEX 1/2 UNC GRD 5	58
18	AAB-015-20013	NUT HEX 5/8 UNC GRD 5	10
19	AAB-015-20017	NUT HEX 3/8 UNC GRD 2	4
20	AAB-015-30013	WSHR FLAT 1/2 USS	58
21	AAB-015-30017	WSHR LOCK 3/8	4
22	AAB-015-30018	WSHR LOCK 1/2	58
23	AAB-015-30019	WSHR LOCK 5/8	10
4.16	AAA-150-00013	SPREADER TALL EXTENSION KIT	1

# TALL SIDE EXTENSIONS



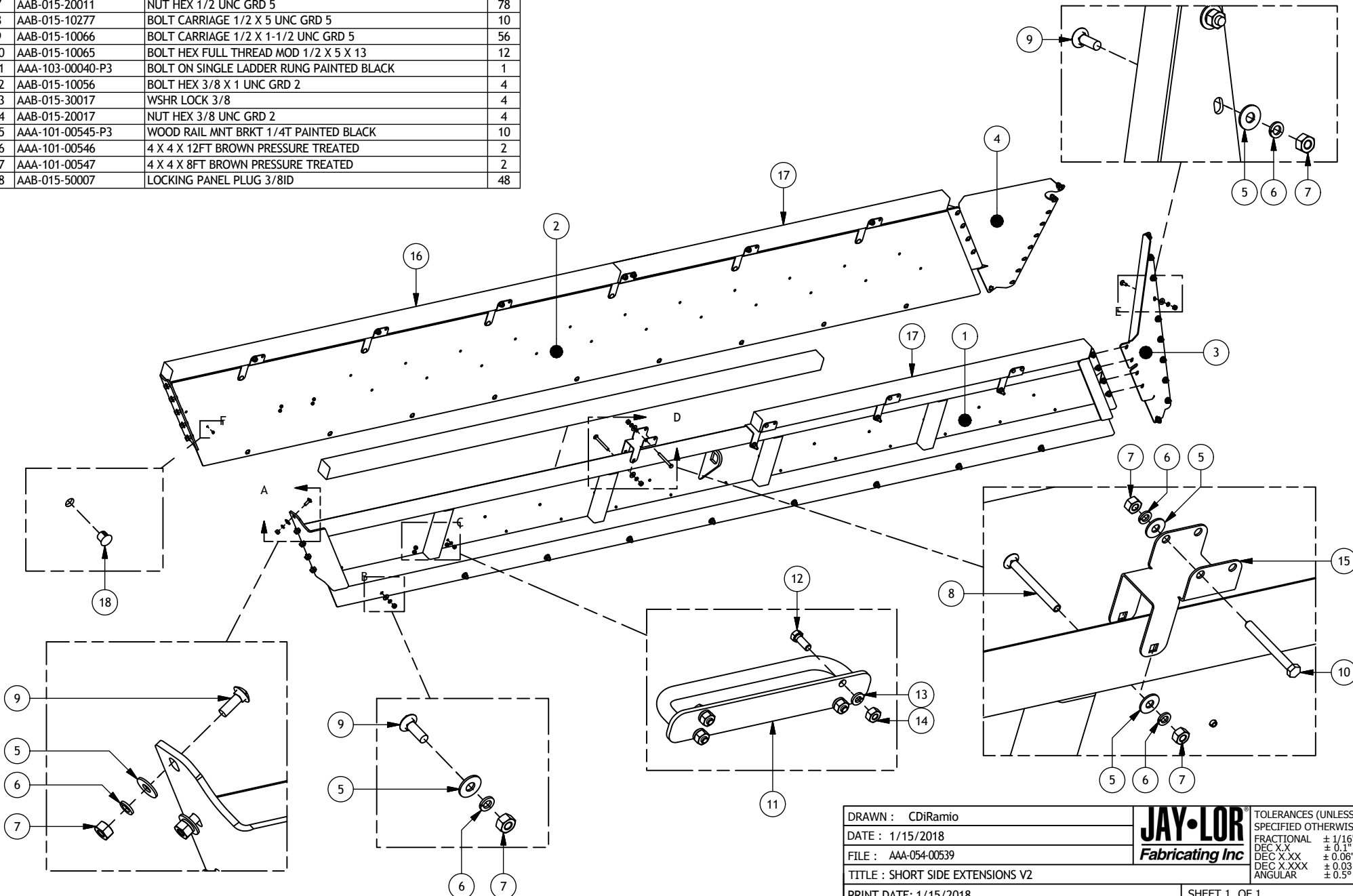
DRAWN : CDiRamio		TOLERANCES (UNLESS SPECIFIED OTHERWISE)
DATE : 9/27/2016		FRACTIONAL ± 1/16"
FILE : AAA-054-00364		DEC.XXX ± 0.1"
TITLE : SPREADER TALL EXTENSIONS		DEC.XXXX ± 0.06"
		DEC.XXXX ± 0.031"
		ANGULAR ± 0.5°
PRINT DATE: 10/31/2016	SHEET 1 OF 1	
<small>CONFIDENTIAL: THESE DRAWINGS AND COPIES THEREOF REMAIN THE PROPERTY OF JAY-LOR FABRICATING INC. ANY PERSON FOUND UNLAWFULLY USING, DISTRIBUTING, OR IN POSSESSION OF THE ABOVE WILL BE PROSECUTED</small>		



Parts List

ITEM	PART NUMBER	TITLE	QTY
1	AAA-101-00535-P3	LTH SHORT EXTENSION V2 PAINTED BLACK	1
2	AAA-101-00536-P3	RTH SHORT EXTENSION V2 PAINTED BLACK	1
3	AAA-101-00543-P3	V2 REAR LTH SHORT EXTENSION WING 1/4T PAINTED BLACK	1
4	AAA-101-00544-P3	V2 REAR RTH SHORT EXTENSION WING 1/4T PAINTED BLACK	1
5	AAB-015-30013	WSHR FLAT 1/2 USS	78
6	AAB-015-30018	WSHR LOCK 1/2	78
7	AAB-015-20011	NUT HEX 1/2 UNC GRD 5	78
8	AAB-015-10277	BOLT CARRIAGE 1/2 X 5 UNC GRD 5	10
9	AAB-015-10066	BOLT CARRIAGE 1/2 X 1-1/2 UNC GRD 5	56
10	AAB-015-10065	BOLT HEX FULL THREAD MOD 1/2 X 5 X 13	12
11	AAA-103-00040-P3	BOLT ON SINGLE LADDER RUNG PAINTED BLACK	1
12	AAB-015-10056	BOLT HEX 3/8 X 1 UNC GRD 2	4
13	AAB-015-30017	WSHR LOCK 3/8	4
14	AAB-015-20017	NUT HEX 3/8 UNC GRD 2	4
15	AAA-101-00545-P3	WOOD RAIL MNT BRKT 1/4T PAINTED BLACK	10
16	AAA-101-00546	4 X 4 X 12FT BROWN PRESSURE TREATED	2
17	AAA-101-00547	4 X 4 X 8FT BROWN PRESSURE TREATED	2
18	AAB-015-50007	LOCKING PANEL PLUG 3/8ID	48

# SHORT SIDE EXTENSIONS V2

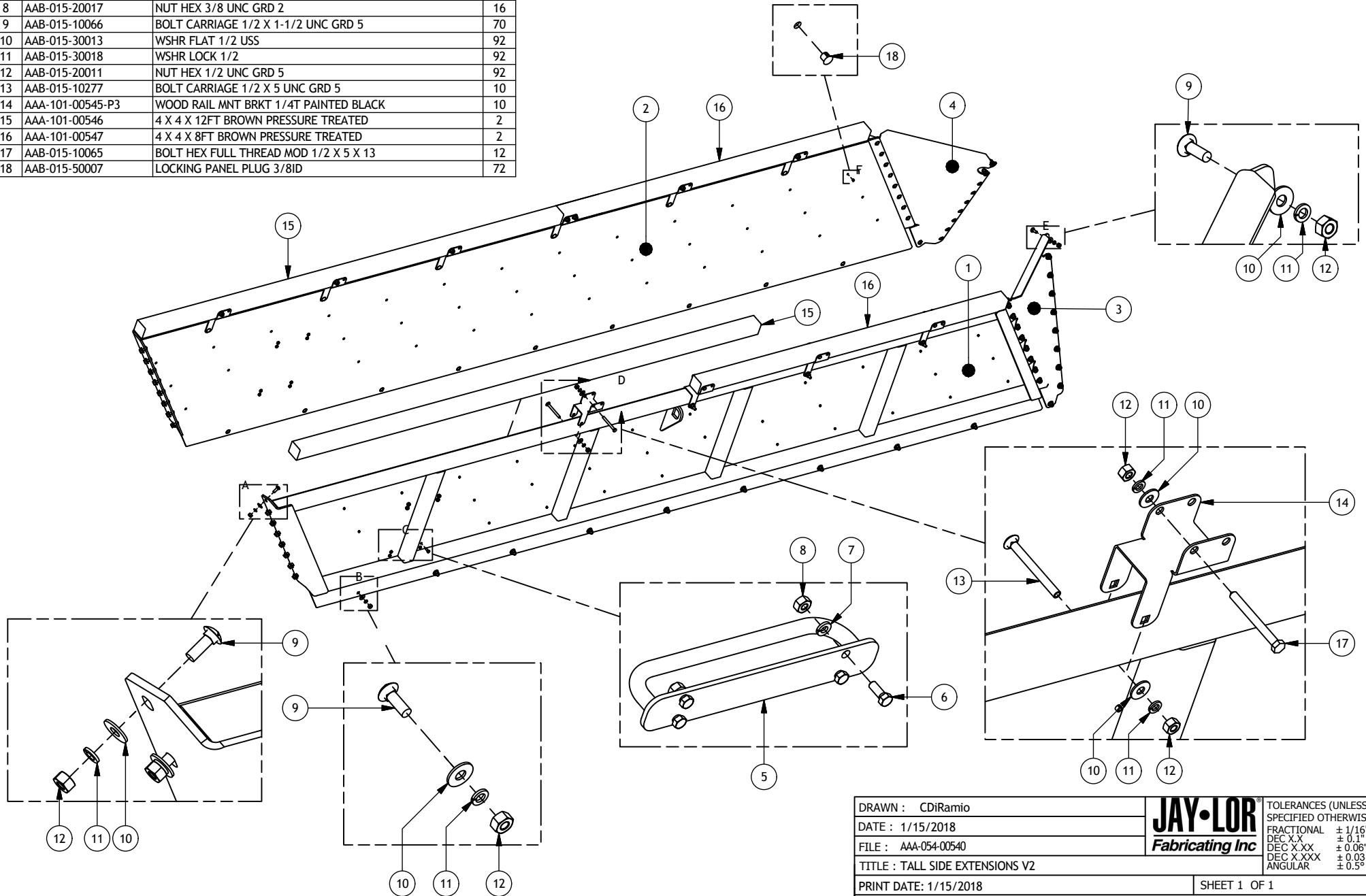


DRAWN : CDiRamio		TOLERANCES (UNLESS SPECIFIED OTHERWISE)
DATE : 1/15/2018		FRACTIONAL ± 1/16"
FILE : AAA-054-00539		DEC X.X ± 0.1"
TITLE : SHORT SIDE EXTENSIONS V2		DEC X.XXX ± 0.06"
PRINT DATE: 1/15/2018		DEC X.XXX ± 0.031"
		ANGULAR ± 0.5°
SHEET 1 OF 1		
<small>CONFIDENTIAL: THESE DRAWINGS AND COPIES THEREOF REMAIN THE PROPERTY OF JAY-LOR FABRICATING INC. ANY PERSON FOUND UNLAWFULLY USING, DISTRIBUTING, OR IN POSSESSION OF THE ABOVE WILL BE PROSECUTED</small>		

Parts List

ITEM	PART NUMBER	TITLE	QTY
1	AAA-101-00521-P3	LTH TALL EXTENSION V2 PAINTED BLACK	1
2	AAA-101-00522-P3	RTH TALL EXTENSION V2 PAINTED BLACK	1
3	AAA-101-00531-P3	V2 REAR LTH TALL EXTENSION WING 1/4T PAINTED BLACK	1
4	AAA-101-00532-P3	V2 REAR RTH TALL EXTENSION WING 1/4T PAINTED BLACK	1
5	AAA-103-00040-P3	BOLT ON SINGLE LADDER RUNG PAINTED BLACK	2
6	AAB-015-10056	BOLT HEX 3/8 X 1 UNC GRD 2	16
7	AAB-015-30017	WSHR LOCK 3/8	16
8	AAB-015-20017	NUT HEX 3/8 UNC GRD 2	16
9	AAB-015-10066	BOLT CARRIAGE 1/2 X 1-1/2 UNC GRD 5	70
10	AAB-015-30013	WSHR FLAT 1/2 USS	92
11	AAB-015-30018	WSHR LOCK 1/2	92
12	AAB-015-20011	NUT HEX 1/2 UNC GRD 5	92
13	AAB-015-10277	BOLT CARRIAGE 1/2 X 5 UNC GRD 5	10
14	AAA-101-00545-P3	WOOD RAIL MNT BRKT 1/4T PAINTED BLACK	10
15	AAA-101-00546	4 X 4 X 12FT BROWN PRESSURE TREATED	2
16	AAA-101-00547	4 X 4 X 8FT BROWN PRESSURE TREATED	2
17	AAB-015-10065	BOLT HEX FULL THREAD MOD 1/2 X 5 X 13	12
18	AAB-015-50007	LOCKING PANEL PLUG 3/8ID	72

# TALL SIDE EXTENSIONS V2



DRAWN : CDiRamio

DATE : 1/15/2018

FILE : AAA-054-00540

TITLE : TALL SIDE EXTENSIONS V2

PRINT DATE: 1/15/2018

**JAY-LOR**  
Fabricating Inc

TOLERANCES (UNLESS SPECIFIED OTHERWISE)  
 FRACTIONAL ± 1/16"  
 DEC X.X ± 0.1"  
 DEC X.XX ± 0.06"  
 DEC X.XXX ± 0.031"  
 ANGULAR ± 0.5°

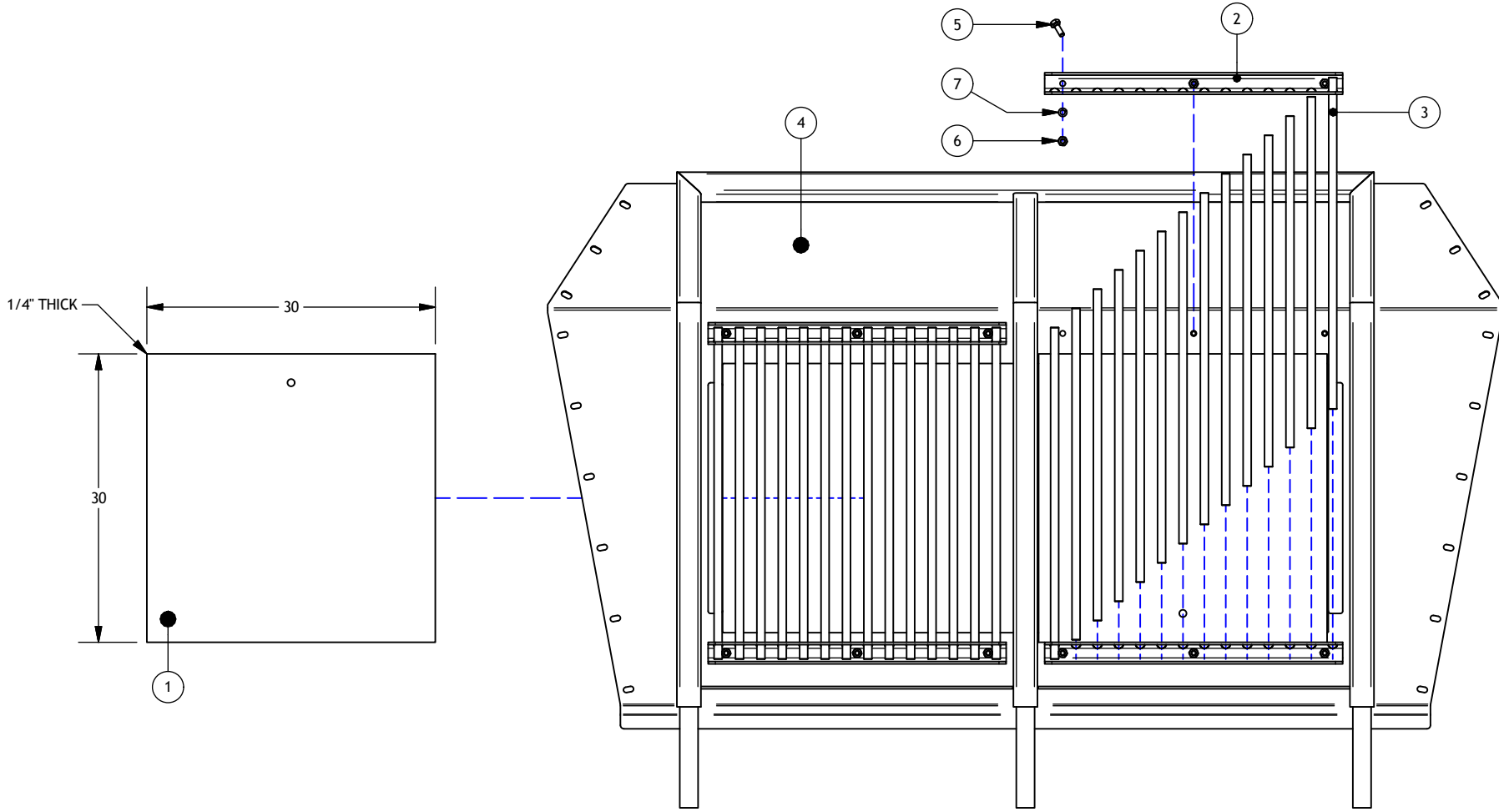
SHEET 1 OF 1


CONFIDENTIAL: THESE DRAWINGS AND COPIES THEREOF REMAIN THE PROPERTY OF JAY-LOR FABRICATING INC. ANY PERSON FOUND UNLAWFULLY USING, DISTRIBUTING, OR IN POSSESSION OF THE ABOVE WILL BE PROSECUTED

Parts List

ITEM	PART NUMBER	TITLE	QTY
1	AAA-100-00050	LEXAN SHEET 30 X 30 X .25	2
2	AAA-101-00229-P3	FRONT SCREEN MNT PLT 1/4T PAINTED BLACK	4
3	AAA-101-00230-P3	FRONT SCREEN PIPE 7/8OD X 9/16ID 34.5L	28
4	AAA-101-00232-P3	HD FRONT PANEL ASSY PAINTED	1
5	AAB-015-10063	BOLT HEX 1/2 X 1-1/2 UNC GRD 5	12
6	AAB-015-20011	NUT HEX 1/2 UNC GRD 5	12
7	AAB-015-30018	WSHR LOCK 1/2	12

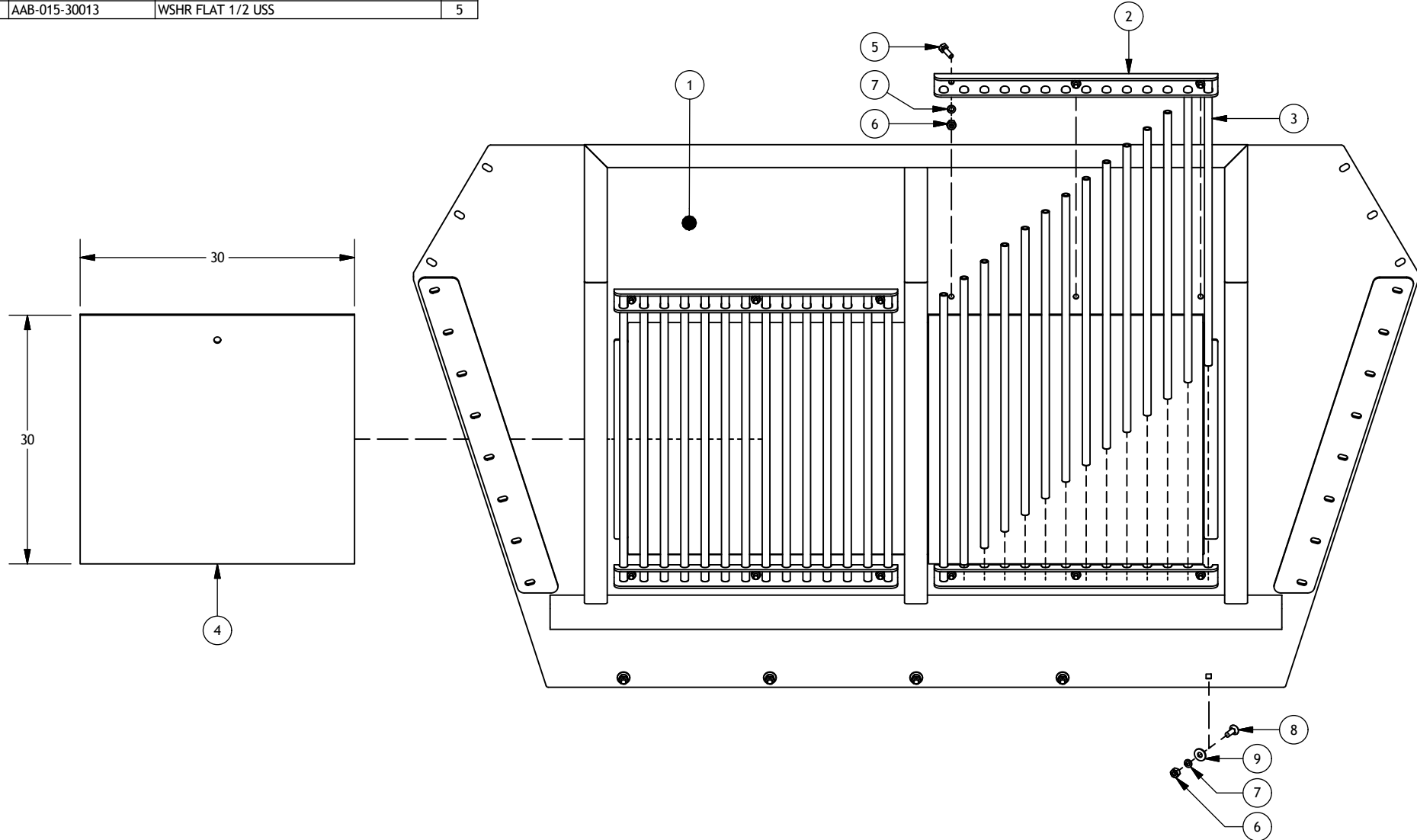
# FRONT EXTENSION & WINDOWS



DRAWN : CDiRamio		TOLERANCES (UNLESS SPECIFIED OTHERWISE)
DATE : 10/3/2016		FRACTIONAL ± 1/16"
FILE : AAA-054-00379		DEC X.X ± 0.1"
TITLE : HD SPREADER FRONT EXTENSION & WINDOWS		DEC X.XX ± 0.06"
PRINT DATE: 10/3/2016		DEC X.XXX ± 0.031"
		ANGULAR ± 0.5°
SHEET 1 OF 1		
<small>CONFIDENTIAL: THESE DRAWINGS AND COPIES THEREOF REMAIN THE PROPERTY OF JAY-LOR FABRICATING INC. ANY PERSON FOUND UNLAWFULLY USING, DISTRIBUTING, OR IN POSSESSION OF THE ABOVE WILL BE PROSECUTED</small>		

Parts List			
ITEM	PART NUMBER	TITLE	QTY
1	AAA-101-00232-P3	HD FRONT PANEL ASSY PAINTED	1
2	AAA-101-00229-P3	FRONT SCREEN MNT PLT 1/4T PAINTED BLACK	4
3	AAA-101-00230-P3	FRONT SCREEN PIPE 7/8OD X 9/16ID 34.5L	28
4	AAA-100-00050	LEXAN SHEET 30 X 30 X .25	2
5	AAB-015-10063	BOLT HEX 1/2 X 1-1/2 UNC GRD 5	12
6	AAB-015-20011	NUT HEX 1/2 UNC GRD 5	17
7	AAB-015-30018	WSHR LOCK 1/2	17
8	AAB-015-10066	BOLT CARRIAGE 1/2 X 1-1/2 UNC GRD 5	5
9	AAB-015-30013	WSHR FLAT 1/2 USS	5

# FRONT EXTENSION V2

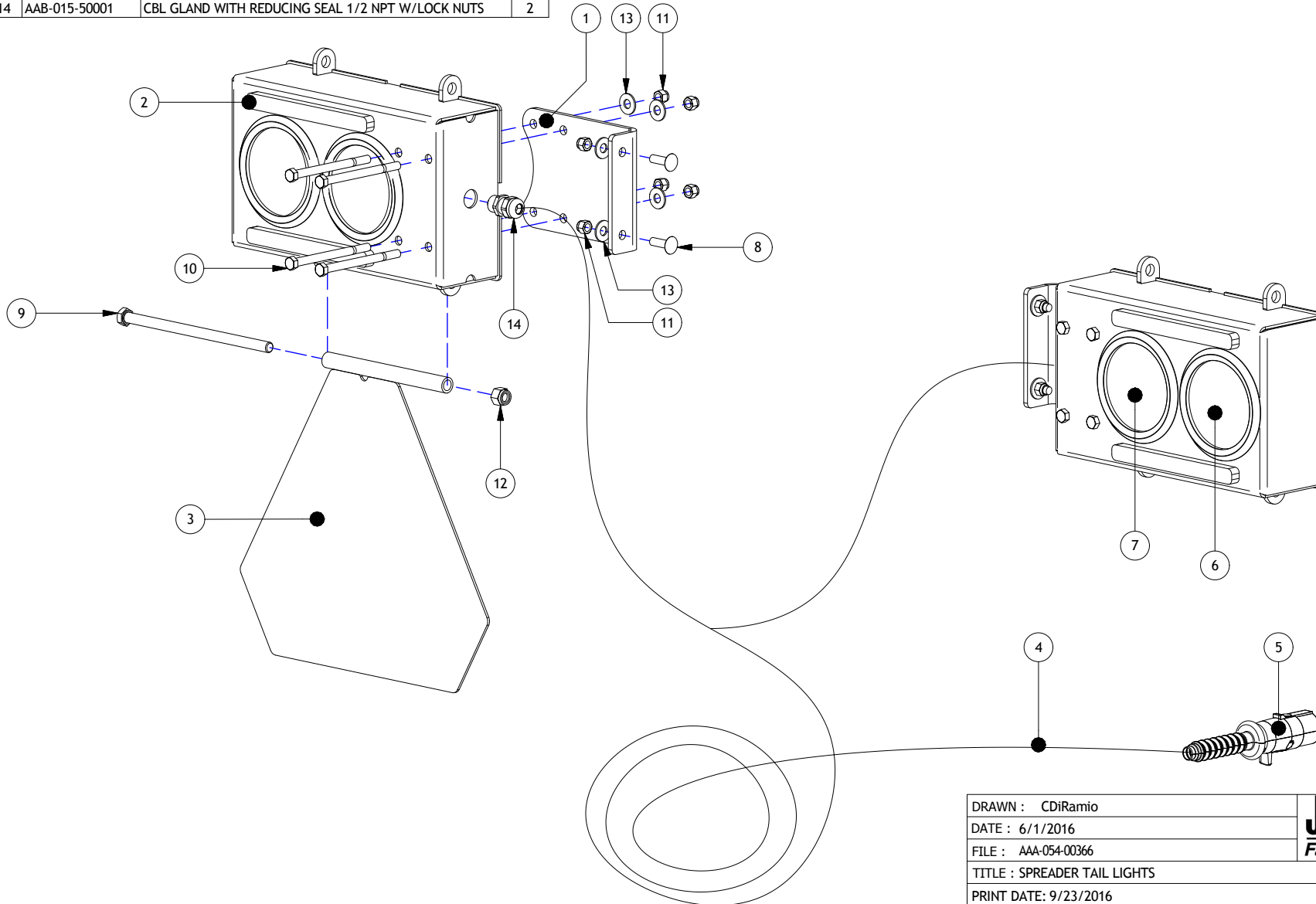


DRAWN : CDiRamio		TOLERANCES (UNLESS SPECIFIED OTHERWISE)
DATE : 1/15/2018		FRACTIONAL ± 1/16"
FILE : AAA-054-00541		DEC X.X ± 0.1"
TITLE : FRONT EXTENSION V2		DEC X.XX ± 0.06"
PRINT DATE: 1/15/2018		DEC X.XXX ± 0.031"
		ANGULAR ± 0.5°
SHEET 1 OF 1		
<small>CONFIDENTIAL: THESE DRAWINGS AND COPIES THEREOF REMAIN THE PROPERTY OF JAY-LOR FABRICATING INC. ANY PERSON FOUND UNLAWFULLY USING, DISTRIBUTING, OR IN POSSESSION OF THE ABOVE WILL BE PROSECUTED</small>		

# TAIL LIGHTS

## Parts List

ITEM	PART NUMBER	TITLE	QTY
1	AAA-101-00190	LIGHT BOX MOUNTING PLT 1/4T	2
2	AAA-118-00005-P3	SPREADER LIGHT BOX PAINTED BLACK	2
3	AAA-118-00010-P3	HANGING SLOW MOVING VEHICLE SIGN PAINTED BLACK	1
4	AAA-118-00019	SPREADER TAIL LIGHT WIRE HARNESS KIT	1
5	AAB-018-00133	SAE J560 TRAILER PLUG (ISO 1185)	1
6	AAB-018-00132	4" SEALED PARKING/TURN SIGNAL (GLOLIGHT)	2
7	AAB-018-00131	4" SEALED STOP/TAIL/MARKER LAMP (GLOLIGHT)	2
8	AAB-015-10060	BOLT CARRIAGE 3/8 X 1-1/4 UNC GRD 2	4
9	AAB-015-10210	BOLT HEX 1/2 X 9-1/2L UNC GRD 5	1
10	AAB-015-10216	BOLT HEX 3/8 X 5 UNC GRD 5	8
11	AAB-015-20012	NUT HEX 3/8 LOCK NYLON GRD 2	12
12	AAB-015-20019	NUT NYLON LOCK 1/2 UNC GRD 5	1
13	AAB-015-30012	WSHR FLAT 3/8 USS	12
14	AAB-015-50001	CBL GLAND WITH REDUCING SEAL 1/2 NPT W/LOCK NUTS	2



DRAWN : CDiRamio		TOLERANCES (UNLESS SPECIFIED OTHERWISE)
DATE : 6/1/2016		FRACTIONAL ± 1/16"
FILE : AAA-054-00366		DEC X.X ± 0.1"
TITLE : SPREADER TAIL LIGHTS		DEC X.XX ± 0.06"
PRINT DATE: 9/23/2016		DEC X.XXX ± 0.031"
		ANGULAR ± 0.5°
SHEET 1 OF 1		
<small>CONFIDENTIAL: THESE DRAWINGS AND COPIES THEREOF REMAIN THE PROPERTY OF JAY-LOR FABRICATING INC. ANY PERSON FOUND UNLAWFULLY USING, DISTRIBUTING, OR IN POSSESSION OF THE ABOVE WILL BE PROSECUTED</small>		

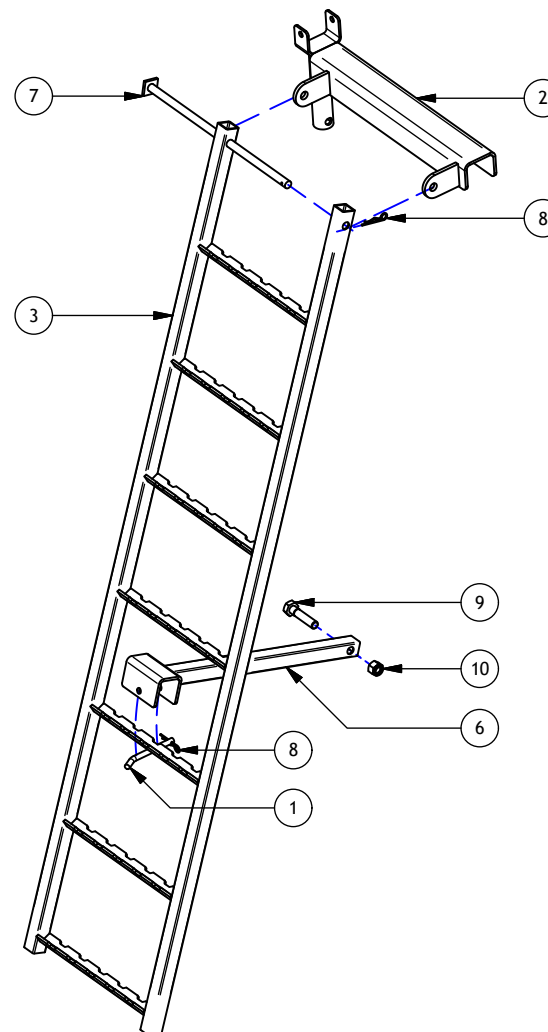
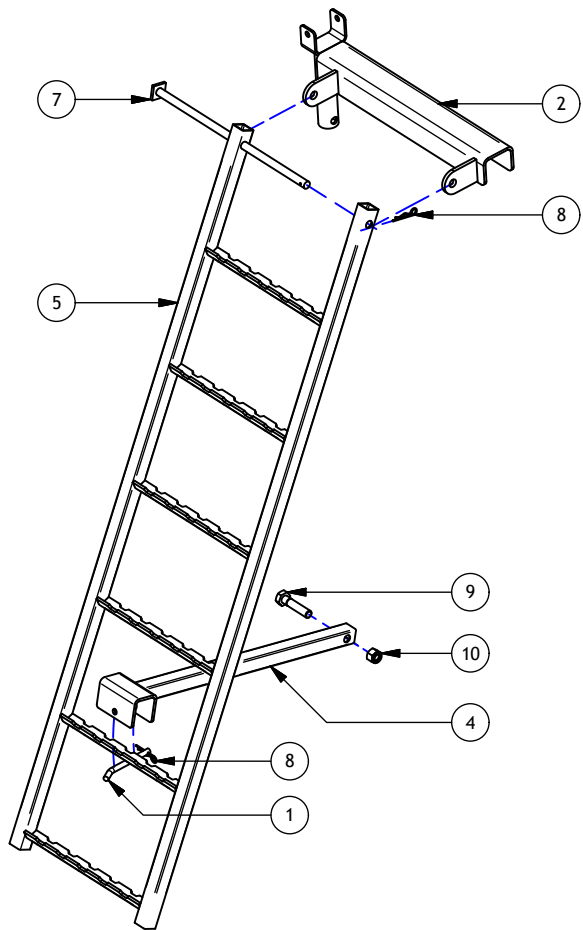
Parts List (6-RUNG LADDER)

ITEM	PART NUMBER	TITLE	QTY
1	AAA-015-0001	HINGE PIN 1/2 X 6	1
2	AAA-103-00000-P3	LADDER TOP MOUNT ASSY PAINTED	1
4	AAA-103-00017-P3	LADDER ARM 26-1/2L PAINTED BLACK	1
5	AAA-103-00024-P3	6 RUNG LADDER PAINTED BLACK	1
7	AAA-103-00033-P3	LADDER HINGE PAINTED BLACK	1
8	AAB-001-00019	PIN HTCH CLIP 1/8 X 2-9/16	2
9	AAB-015-10145	BOLT HEX 3/4 X 3-1/2 UNC GRD 8	1
10	AAB-015-20016	NUT HEX LOCK NYLON 3/4 UNC GRD 8	1

Parts List (7 RUNG LADDER)

ITEM	PART NUMBER	TITLE	QTY
1	AAA-015-0001	HINGE PIN 1/2 X 6	1
2	AAA-103-00000-P3	LADDER TOP MOUNT ASSY PAINTED	1
3	AAA-103-00015-P3	7 RUNG LADDER PAINTED BLACK	1
6	AAA-103-00026-P3	LADDER ARM 23L PAINTED BLACK	1
7	AAA-103-00033-P3	LADDER HINGE PAINTED BLACK	1
8	AAB-001-00019	PIN HTCH CLIP 1/8 X 2-9/16	2
9	AAB-015-10145	BOLT HEX 3/4 X 3-1/2 UNC GRD 8	1
10	AAB-015-20016	NUT HEX LOCK NYLON 3/4 UNC GRD 8	1

# VIEWING LADDER V1

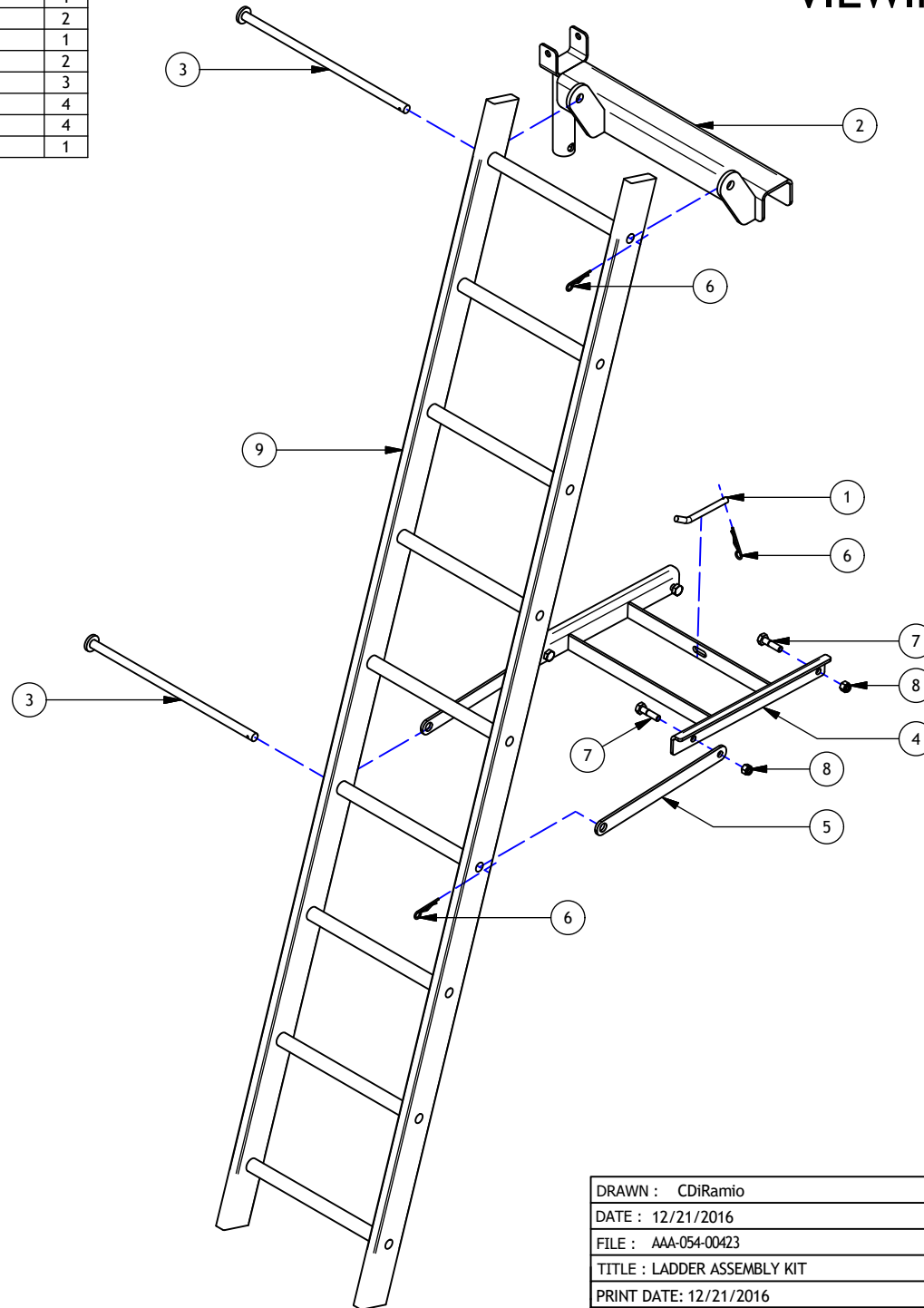


DRAWN : CDiRamio		TOLERANCES (UNLESS SPECIFIED OTHERWISE)
DATE : 9/27/2016		FRACTIONAL ± 1/16"
FILE : AAA-054-00367		DEC X.X ± 0.1"
TITLE : SPREADER VIEWING LADDER V1		DEC X.XX ± 0.06"
PRINT DATE: 9/27/2016	SHEET 1 OF 1	DEC X.XXX ± 0.031"
<small>CONFIDENTIAL: THESE DRAWINGS AND COPIES THEREOF REMAIN THE PROPERTY OF JAY-LOR FABRICATING INC. ANY PERSON FOUND UNLAWFULLY USING, DISTRIBUTING, OR IN POSSESSION OF THE ABOVE WILL BE PROSECUTED</small>		

Parts List

ITEM	PART NUMBER	TITLE	QTY
1	AAA-015-00001	HINGE PIN 1/2 X 6	1
2	AAA-103-00000-P3	LADDER TOP MOUNT ASSY PAINTED BLACK	1
3	AAA-103-00033-P3	LADDER HINGE PAINTED BLACK	2
4	AAA-103-00046-P3	SPREADER LDR FOLDING HINGE PAINTED BLACK	1
5	AAA-103-00047-P3	SPREADER LDR FOLDING FRAME HINGE PLT 1/4T	2
6	AAB-001-00019	PIN HTCH CLIP 1/8 X 2-9/16	3
7	AAB-015-10064	BOLT HEX 1/2 X 2 UNC GRD 5	4
8	AAB-015-20019	NUT NYLON LOCK 1/2 UNC GRD 5	4
9	AAB-103-00001	9FT STRAIGHT LADDER HOLLOW RUNG	1

# VIEWING LADDER V2

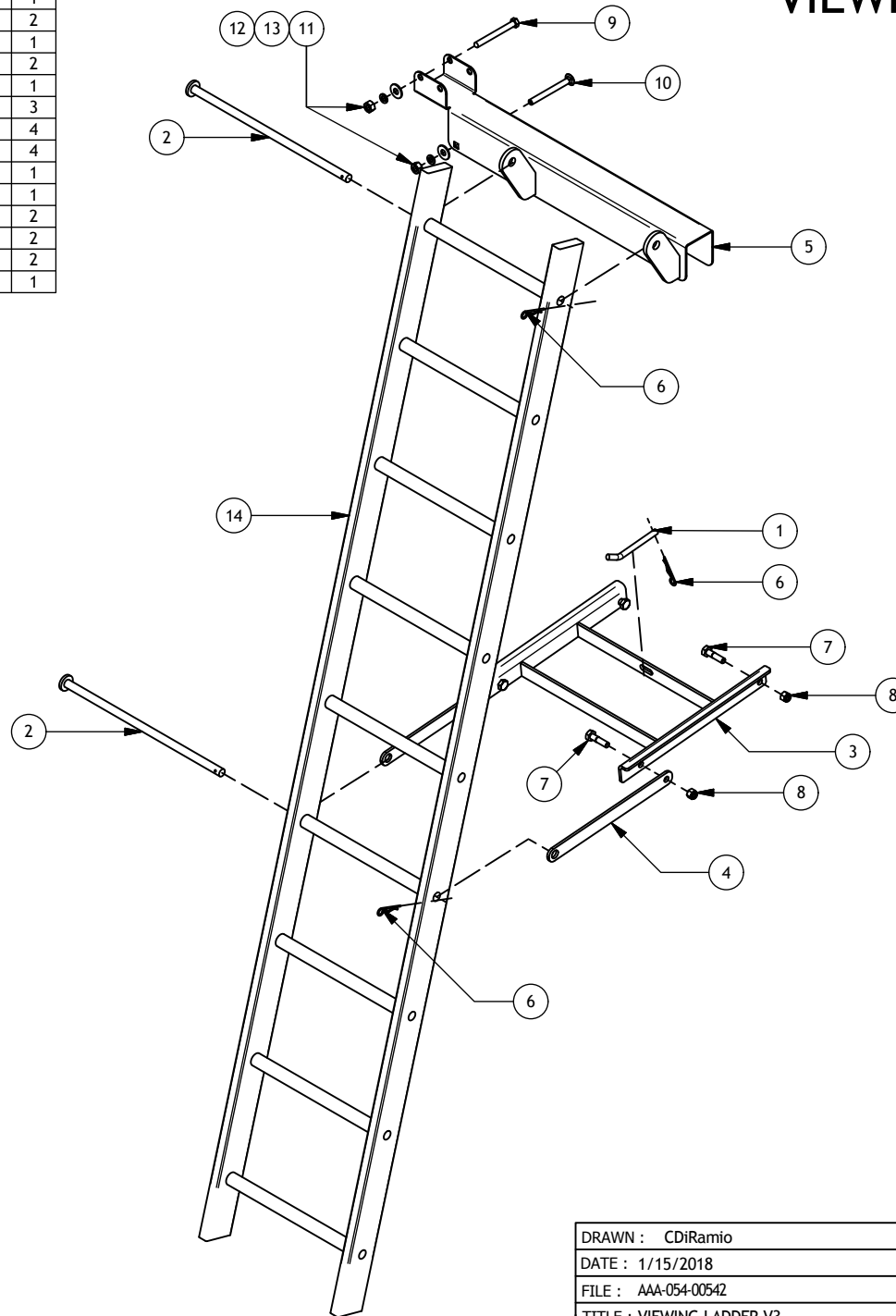


DRAWN : CDiRamio		TOLERANCES (UNLESS SPECIFIED OTHERWISE)
DATE : 12/21/2016		FRACTIONAL ± 1/16"
FILE : AAA-054-00423		DEC X.X ± 0.1"
TITLE : LADDER ASSEMBLY KIT		DEC X.XX ± 0.06"
PRINT DATE: 12/21/2016	SHEET 1 OF 1	DEC X.XXX ± 0.031"
<small>CONFIDENTIAL: THESE DRAWINGS AND COPIES THEREOF REMAIN THE PROPERTY OF JAY-LOR FABRICATING INC. ANY PERSON FOUND UNLAWFULLY USING, DISTRIBUTING, OR IN POSSESSION OF THE ABOVE WILL BE PROSECUTED</small>		

Parts List

ITEM	PART NUMBER	TITLE	QTY
1	AAA-015-0001	HINGE PIN 1/2 X 6	1
2	AAA-103-00033-P3	LADDER HINGE PAINTED BLACK	2
3	AAA-103-00046-P3	SPREADER LDR FOLDING HINGE PAINTED BLACK	1
4	AAA-103-00047-P3	SPREADER LDR FOLDING FRAME HINGE PLT 1/4T	2
5	AAA-103-00051-P3	SPREADER V3 EXTENSION LADDER MNT PAINTED BLACK	1
6	AAB-001-00019	PIN HTCH CLIP 1/8 X 2-9/16	3
7	AAB-015-10064	BOLT HEX 1/2 X 2 UNC GRD 5	4
8	AAB-015-20019	NUT NYLON LOCK 1/2 UNC GRD 5	4
9	AAB-015-10065	BOLT HEX FULL THREAD MOD 1/2 X 5 X 13	1
10	AAB-015-10277	BOLT CARRIAGE 1/2 X 5 UNC GRD 5	1
11	AAB-015-20011	NUT HEX 1/2 UNC GRD 5	2
12	AAB-015-30013	WSHR FLAT 1/2 USS	2
13	AAB-015-30018	WSHR LOCK 1/2	2
14	AAB-103-00001	9FT STRAIGHT LADDER HOLLOW RUNG	1

# VIEWING LADDER V3

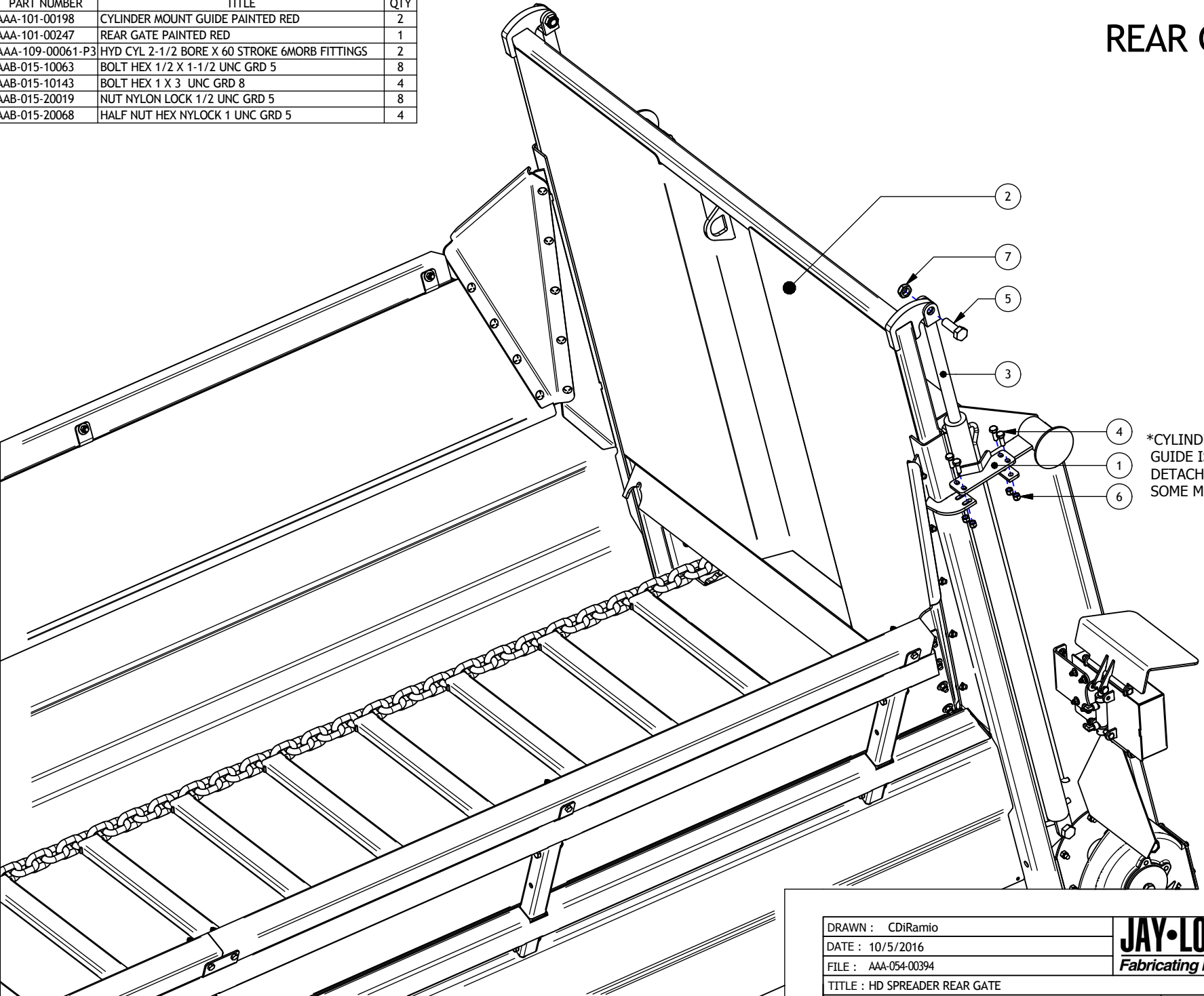


DRAWN : CDiRamio		TOLERANCES (UNLESS SPECIFIED OTHERWISE)
DATE : 1/15/2018		FRACTIONAL ± 1/16"
FILE : AAA-054-00542		DEC X.X ± 0.1"
TITLE : VIEWING LADDER V3		DEC X.XX ± 0.06"
PRINT DATE: 1/15/2018	SHEET 1 OF 1	DEC X.XXX ± 0.031"
<small>CONFIDENTIAL: THESE DRAWINGS AND COPIES THEREOF REMAIN THE PROPERTY OF JAY-LOR FABRICATING INC. ANY PERSON FOUND UNLAWFULLY USING, DISTRIBUTING, OR IN POSSESSION OF THE ABOVE WILL BE PROSECUTED</small>		



Parts List			
ITEM	PART NUMBER	TITLE	QTY
1	AAA-101-00198	CYLINDER MOUNT GUIDE PAINTED RED	2
2	AAA-101-00247	REAR GATE PAINTED RED	1
3	AAA-109-00061-P3	HYD CYL 2-1/2 BORE X 60 STROKE 6MORB FITTINGS	2
4	AAB-015-10063	BOLT HEX 1/2 X 1-1/2 UNC GRD 5	8
5	AAB-015-10143	BOLT HEX 1 X 3 UNC GRD 8	4
6	AAB-015-20019	NUT NYLON LOCK 1/2 UNC GRD 5	8
7	AAB-015-20068	HALF NUT HEX NYLOCK 1 UNC GRD 5	4

# REAR GATE



\*CYLINDER MOUNT GUIDE IS ONLY DETACHABLE ON SOME MODELS

DRAWN : CDiRamio  
 DATE : 10/5/2016  
 FILE : AAA-054-00394  
 TITLE : HD SPREADER REAR GATE



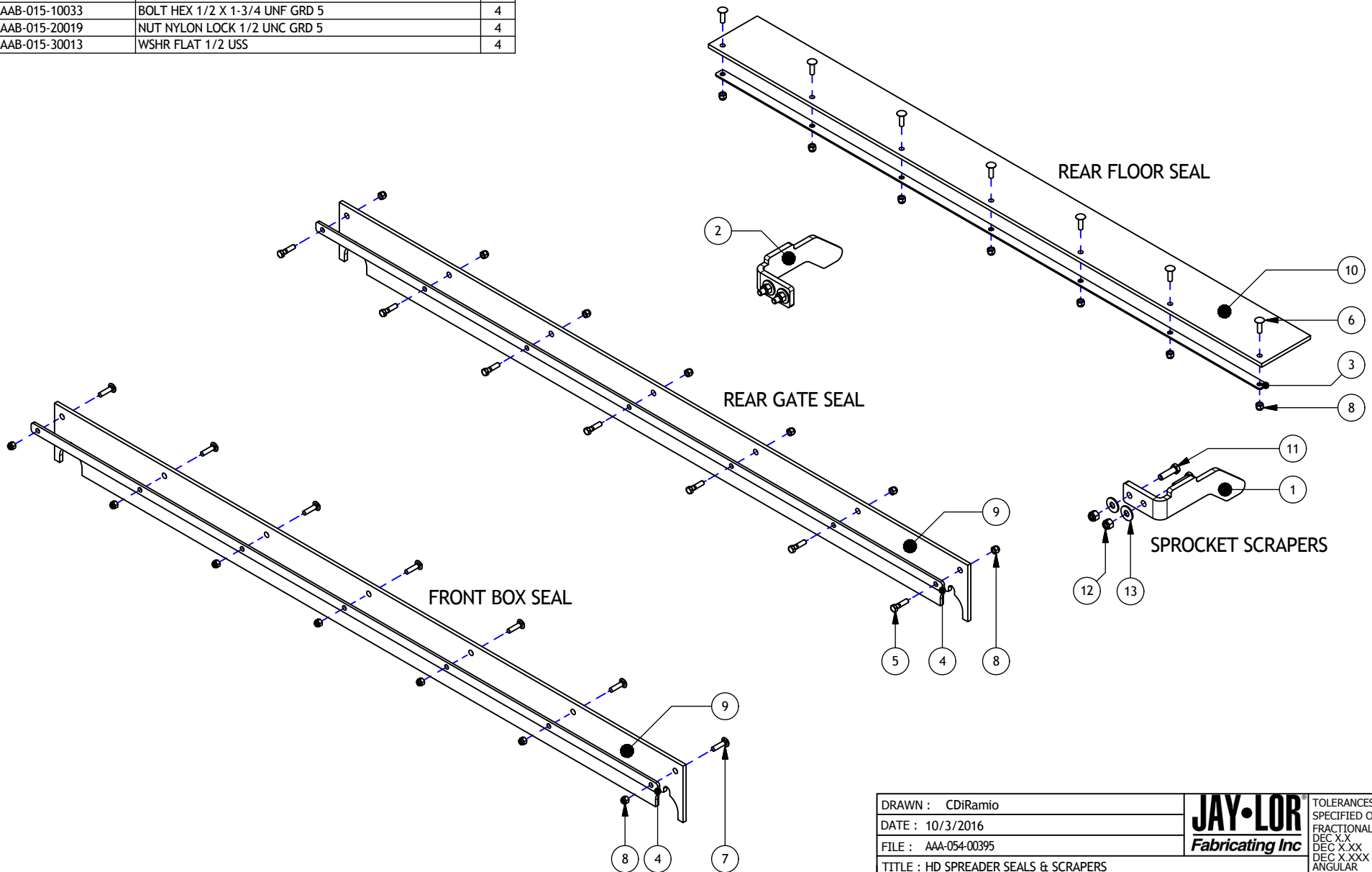
TOLERANCES (UNLESS SPECIFIED OTHERWISE)  
 FRACTIONAL ± 1/16"  
 DEC X.X ± 0.1"  
 DEC X.XX ± 0.06"  
 DEC X.XXX ± 0.031"  
 ANGULAR ± 0.5°

PRINT DATE: 10/5/2016 SHEET 1 OF 1  
 CONFIDENTIAL: THESE DRAWINGS AND COPIES THEREOF REMAIN THE PROPERTY OF JAY-LOR FABRICATING INC. ANY PERSON FOUND UNLAWFULLY USING, DISTRIBUTING, OR IN POSSESSION OF THE ABOVE WILL BE PROSECUTED

Parts List

ITEM	PART NUMBER	TITLE	QTY
1	AAA-101-00183	LHS SPROCKET SCRAPER ARM 1/2T	1
2	AAA-101-00184	RHS SPROCKET SCRAPER ARM 1/2T	1
3	AAA-101-00294-P3	FLOOR RUBR STRIP BACKING PLT 1/8T PAINTED BLACK	1
4	AAA-106-00016-P3	RUBBER SEAL BACKING PLT PAINTED BLACK	2
5	AAB-015-10059	BOLT HEX 3/8 X 1-1/2 UNC GRD 2	7
6	AAB-015-10060	BOLT CARRIAGE 3/8 X 1-1/4 UNC GRD 2	7
7	AAB-015-10061	BOLT CARRIAGE 3/8 X 1-1/2 UNC GRD 5	7
8	AAB-015-20012	NUT HEX 3/8 LOCK NYLON GRD 2	21
9	AAB-107-00015	HD SPREADER RUBR FLAP 3/8T	2
10	AAB-107-00022	HD SPREADER FLOOR RUBR FLAP 3/8T	1
11	AAB-015-10033	BOLT HEX 1/2 X 1-3/4 UNF GRD 5	4
12	AAB-015-20019	NUT NYLON LOCK 1/2 UNC GRD 5	4
13	AAB-015-30013	WSHR FLAT 1/2 USS	4

# SEALS & SCRAPERS



DRAWN : CDiRamio  
 DATE : 10/3/2016  
 FILE : AAA-054-00395  
 TITLE : HD SPREADER SEALS & SCRAPERS

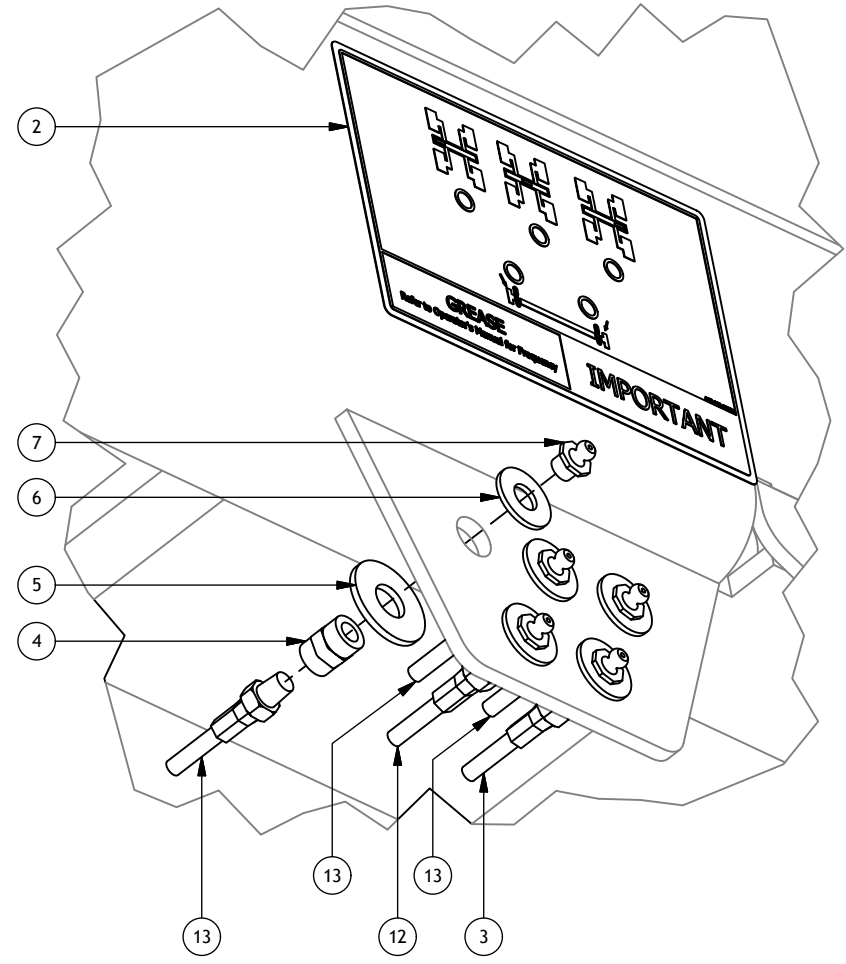
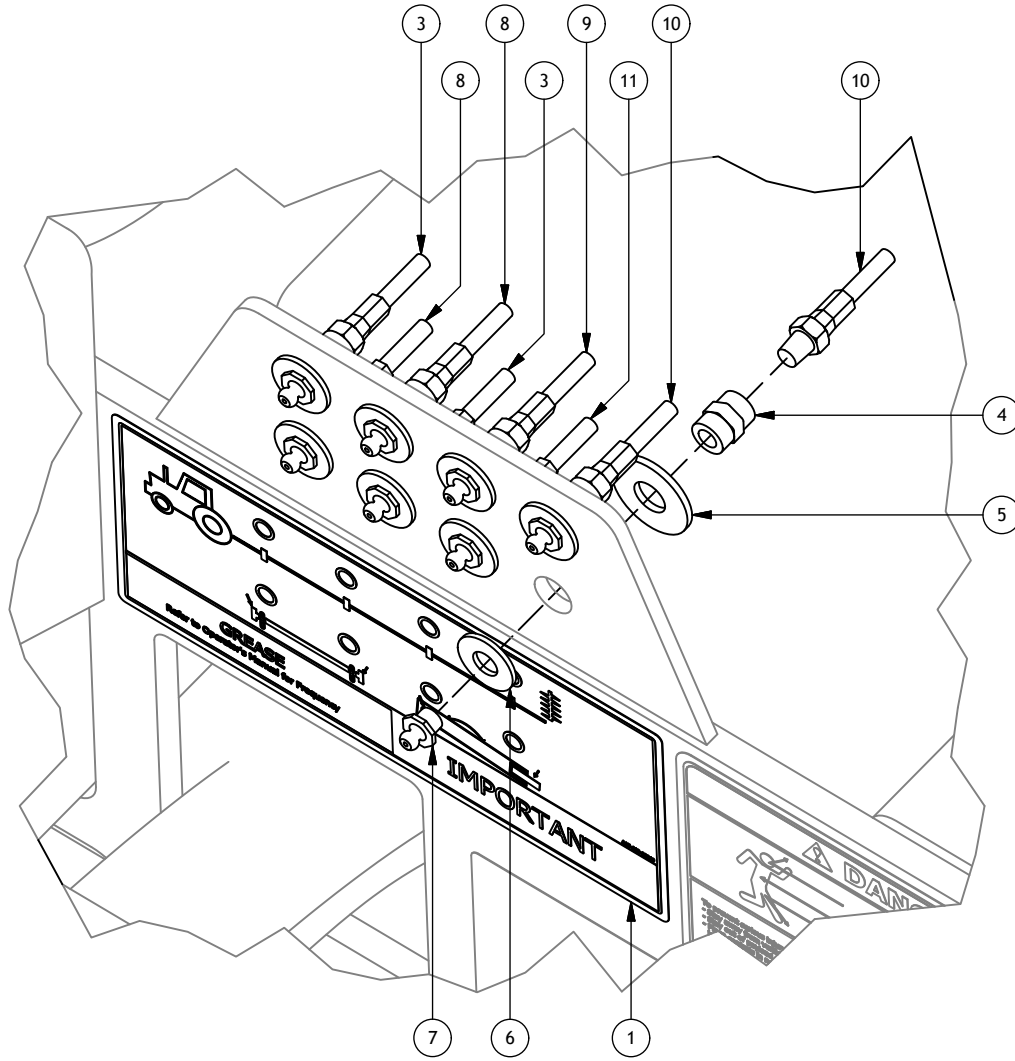
**JAY-LOR**  
 Fabricating Inc

TOLERANCES (UNLESS SPECIFIED OTHERWISE)  
 FRACTIONAL ± 1/16"  
 DEC X.X ± 0.1"  
 DEC X.XX ± 0.06"  
 DEC X.XXX ± 0.031"  
 ANGULAR ± 0.5°

PRINT DATE: 10/3/2016 SHEET 1 OF 1  
 CONFIDENTIAL: THESE DRAWINGS AND COPIES THEREOF REMAIN THE PROPERTY OF JAY-LOR FABRICATING INC. ANY PERSON FOUND UNLAWFULLY USING, DISTRIBUTING, OR IN POSSESSION OF THE ABOVE WILL BE PROSECUTED

Parts List			
ITEM	PART NUMBER	TITLE	QTY
1	AAB-112-00019	SPREADER FRONT CENTRAL GREASE DECAL	1
2	AAB-112-00020	SPREADER REAR CENTRAL GREASE DECAL	1
3	AAB-108-00002	CTRL GREASE LINE 2MNPT X 2MNPT X 48L / SAE100R7 THERMAL PLASTIC	3
4	AAB-008-00030	FIT ADPT 2 FNPT X 2 FNPT	13
5	AAB-015-30013	WSHR FLAT 1/2 USS	13
6	AAB-015-30012	WSHR FLAT 3/8 USS	13
7	AAB-008-00031	FIT GREASE NIPPLE X 2 MNPT	13
8	AAB-108-00003	CTRL GREASE LINE 2MNPT X 2MNPT X 72L / SAE100R7 THERMAL PLASTIC	2
9	AAB-108-00004	CTRL GREASE LINE 2MNPT X 2MNPT X 150L / SAE100R7 THERMAL PLASTIC	1
10	AAB-108-00005	CTRL GREASE LINE 2MNPT X 2MNPT X 240L / SAE100R7 THERMAL PLASTIC	2
11	AAB-108-00006	CTRL GREASE LINE 2MNPT X 2MNPT X 90L / SAE100R7 THERMAL PLASTIC	1
12	AAB-108-00007	CTRL GREASE LINE 2MNPT X 2MNPT X 120L / SAE100R7 THERMAL PLASTIC	1
13	AAB-108-00008	CTRL GREASE LINE 2MNPT X 2MNPT X 170L / SAE100R7 THERMAL PLASTIC	3

# GREASE BANKS

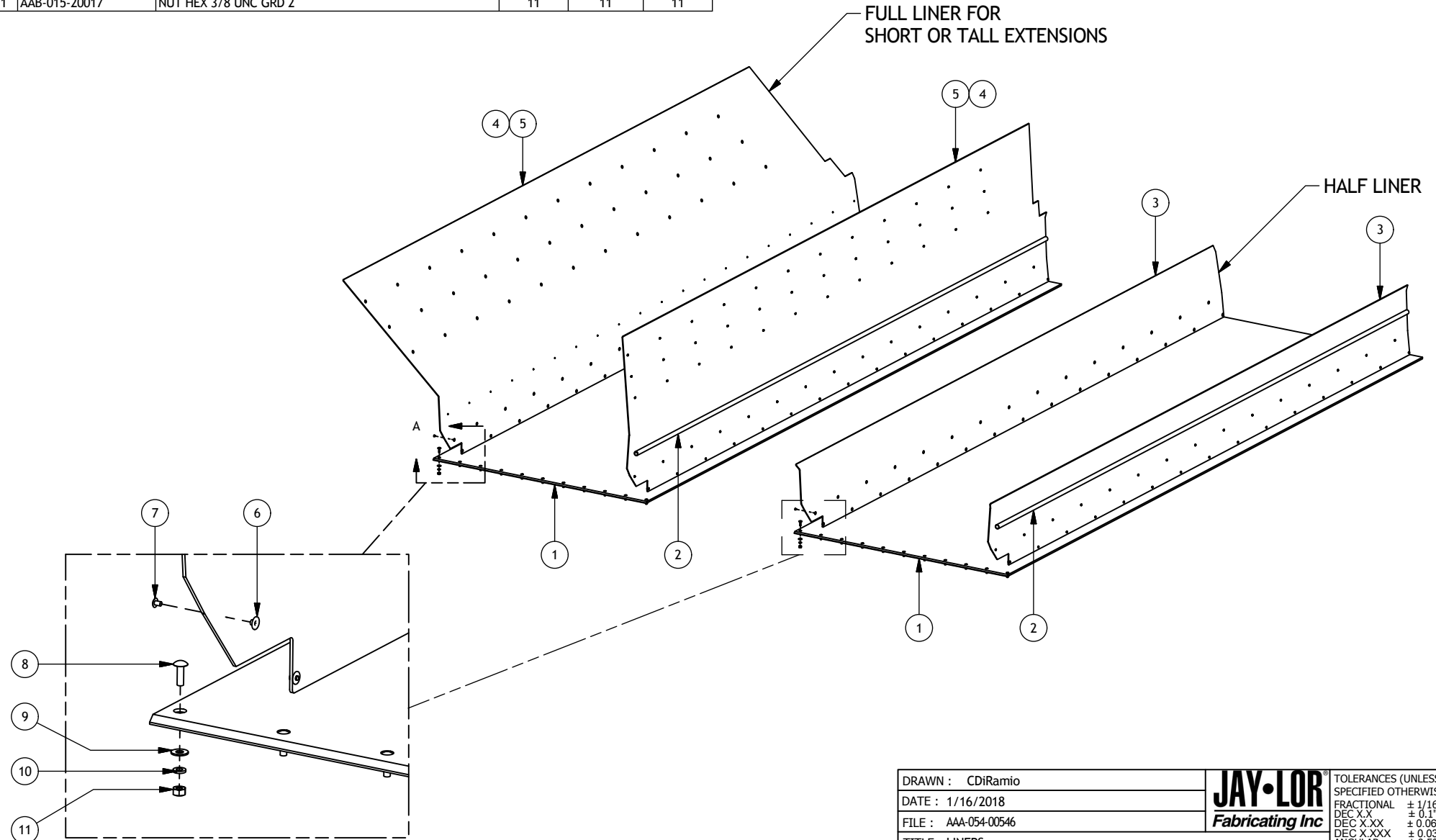


DRAWN : CDiRamio		TOLERANCES (UNLESS SPECIFIED OTHERWISE)
DATE : 1/16/2018		FRACTIONAL ± 1/16"
FILE : AAA-054-00543		DEC X.X ± 0.1"
TITLE : HD SPREADER GREASE BANKS		DEC X.XX ± 0.06"
PRINT DATE: 1/16/2018	SHEET 1 OF 1	DEC X.XXX ± 0.031"
ANGULAR ± 0.5°		
<small>CONFIDENTIAL: THESE DRAWINGS AND COPIES THEREOF REMAIN THE PROPERTY OF JAY-LOR FABRICATING INC. ANY PERSON FOUND UNLAWFULLY USING, DISTRIBUTING, OR IN POSSESSION OF THE ABOVE WILL BE PROSECUTED</small>		

Parts List

ITEM	PART NUMBER	TITLE	FULL TALL QTY	FULL SHORT QTY	HALF QTY
1	AAB-101-00002	HD SPREADER UHMW WHITE FLOOR 1/2T	1	1	1
2	AAB-101-00006	1-1/4" PVC PIPING 230L	2	2	2
3	AAB-101-00003	SPREADER BODY LINER UHMW WHITE 3/16T	N/A	N/A	2
4	AAB-101-00004	SPREADER SHORT EXTENSION LINER UHMW WHITE 3/16T	N/A	2	N/A
5	AAB-101-00005	SPREADER TALL EXTENSION LINER UHMW WHITE 3/16T	2	N/A	N/A
6	AAB-015-20047	WELD NUT ROUND BASE 1/4-20 X 1/4L BARREL	132	108	60
7	AAB-015-10164	SCREW TRUSS HEAD PHILLIPS 1/4-20 X 3/8L	132	108	60
8	AAB-015-10060	BOLT CARRIAGE 3/8 X 1-1/4 UNC GRD 2	11	11	11
9	AAB-015-30012	WSHR FLAT 3/8 USS	11	11	11
10	AAB-015-30017	WSHR LOCK 3/8	11	11	11
11	AAB-015-20017	NUT HEX 3/8 UNC GRD 2	11	11	11

# LINERS



DRAWN : CDiRamio		TOLERANCES (UNLESS SPECIFIED OTHERWISE)
DATE : 1/16/2018		FRACTIONAL ± 1/16"
FILE : AAA-054-00546		DEC X.X ± 0.1"
TITLE : LINERS		DEC X.XX ± 0.06"
PRINT DATE: 1/17/2018	SHEET 1 OF 1	DEC X.XXX ± 0.031"
ANGULAR ± 0.5°		
<small>CONFIDENTIAL: THESE DRAWINGS AND COPIES THEREOF REMAIN THE PROPERTY OF JAY-LOR FABRICATING INC. ANY PERSON FOUND UNLAWFULLY USING, DISTRIBUTING, OR IN POSSESSION OF THE ABOVE WILL BE PROSECUTED</small>		

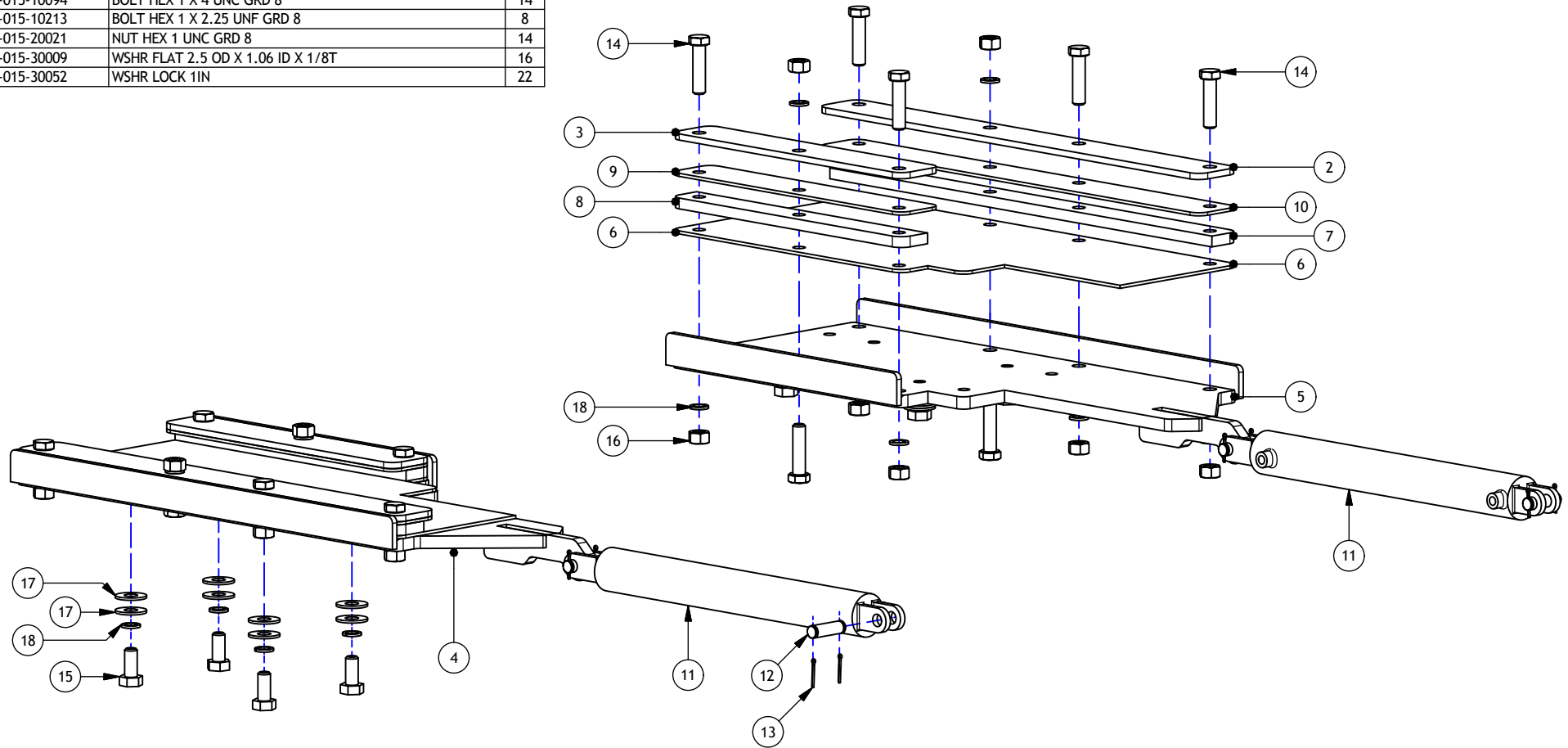
## **G. CHASSIS**



Parts List

ITEM	PART NUMBER	TITLE	QTY
1	AAA-104-00064	HYDRAULIC SLIDE AXLE KIT (ITEMS 2-18)	1
2	AAA-104-00057-P3	SLIDE PLT LONG TOP 1/2T	2
3	AAA-104-00056-P3	SLIDE PLT SHORT TOP 1/2T	2
4	AAA-104-00062-P3	SLIDE AXL RHS BASE ASSY PAINTED	1
5	AAA-104-00063-P3	SLIDE AXL LHS BASE ASSY PAINTED	1
6	AAB-104-00043	BASE SLIDE PLATE 1/4T UHMW	2
7	AAB-104-00044	LONG SIDE SLIDE PLATE 7/8T UHMW	2
8	AAB-104-00045	SHORT SIDE SLIDE PLATE 7/8T UHMW	2
9	AAB-104-00046	SHORT TOP PLATE 1/4T UHMW	2
10	AAB-104-00047	LONG TOP PLATE 1/4T UHMW	2
11	AAB-109-00009	HYD CYL 3 BORE X 24 STROKE 1-1/2 ROD SAE # 8 FITTINGS	2
12	AAB-015-00002	CLEVIS PIN 1" DIA	4
13	AAB-015-00011	COTTER PIN 3/16 X 1-3/4	8
14	AAB-015-10094	BOLT HEX 1 X 4 UNC GRD 8	14
15	AAB-015-10213	BOLT HEX 1 X 2.25 UNF GRD 8	8
16	AAB-015-20021	NUT HEX 1 UNC GRD 8	14
17	AAB-015-30009	WSHR FLAT 2.5 OD X 1.06 ID X 1/8T	16
18	AAB-015-30052	WSHR LOCK 1IN	22

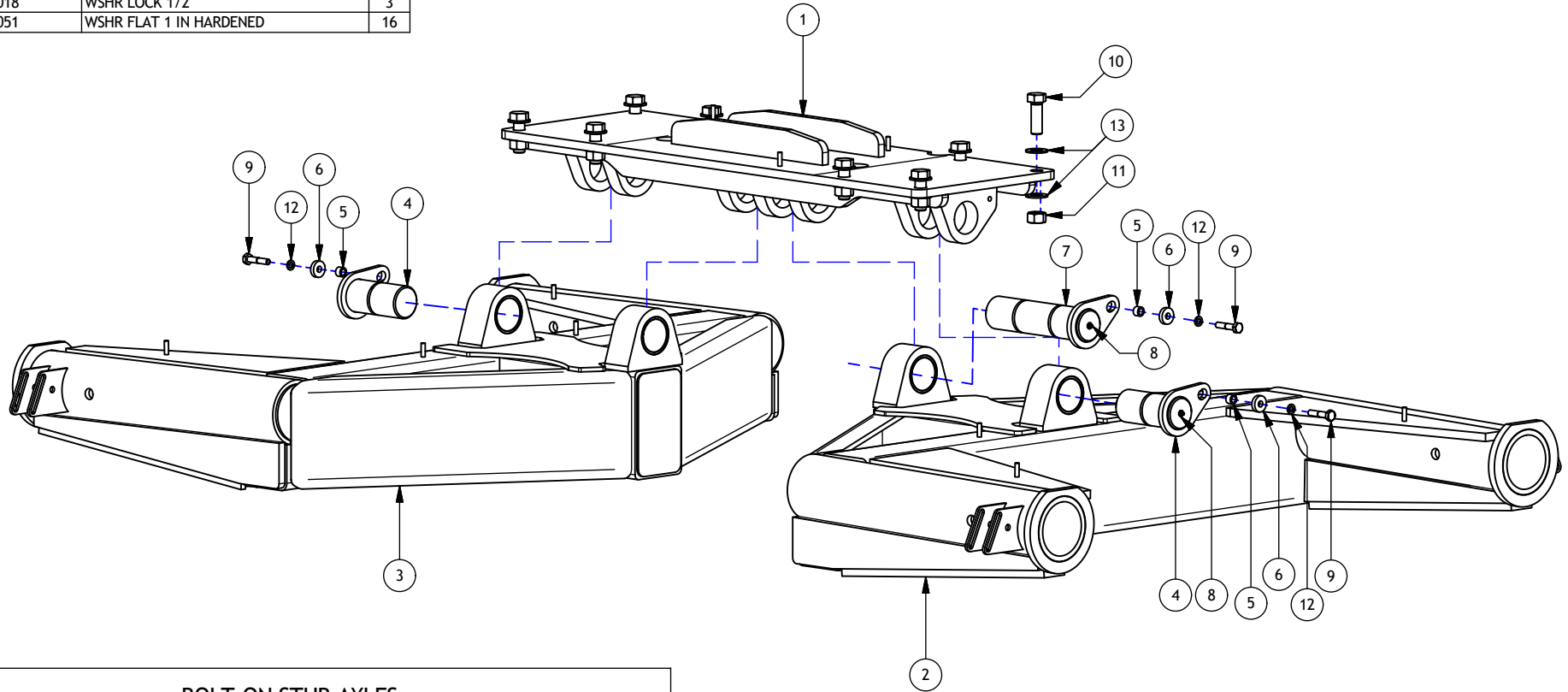
# HYDRAULIC SLIDE AXLE



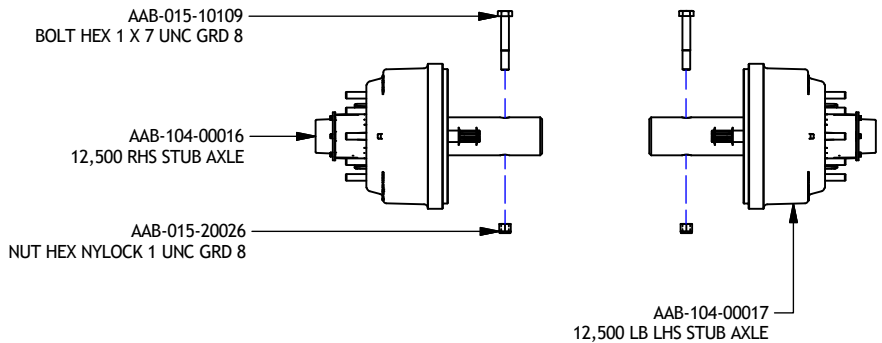
DRAWN : CDiRamio		TOLERANCES (UNLESS SPECIFIED OTHERWISE)
DATE : 4/5/2016		FRACTIONAL ± 1/16"
FILE : AAA-054-00396		DEC X.X ± 0.1"
TITLE : HD SPREADER HYDRAULIC SLIDE AXLE		DEC X.XX ± 0.06"
PRINT DATE: 10/31/2016	SHEET 1 OF 1	DEC X.XXX ± 0.031"
<small>CONFIDENTIAL: THESE DRAWINGS AND COPIES THEREOF REMAIN THE PROPERTY OF JAY-LOR FABRICATING INC. ANY PERSON FOUND UNLAWFULLY USING, DISTRIBUTING, OR IN POSSESSION OF THE ABOVE WILL BE PROSECUTED</small>		

Parts List			
ITEM	PART NUMBER	TITLE	QTY
1	AAA-104-0000-P3	UPPER MOUNT ASSY PAINTED	1
2	AAA-104-00005-P3	RH TANDEM ASSEMBLY PAINTED	1
3	AAA-104-00021-P3	LH TANDEM ASSEMBLY PAINTED	1
4	AAA-104-00022-P3	PIN 3OD X 6-1/4L PAINTED BLACK	2
5	AAA-104-00024	PIN TOP BUSHING	3
6	AAA-104-00025	HEAVY WASHER 3/8T	3
7	AAA-104-00026-P3	3 X 11-1/4 PIN PAINTED BLACK	1
8	AAB-008-00031	FIT GREASE NIPPLE X 2 MNPT	3
9	AAB-015-10088	BOLT HEX 1/2 X 2-1/2 UNC GRD 5	3
10	AAB-015-10143	BOLT HEX 1 X 3 UNC GRD 8	8
11	AAB-015-20021	NUT HEX 1 UNC GRD 8	8
12	AAB-015-30018	WSHR LOCK 1/2	3
13	AAB-015-30051	WSHR FLAT 1 IN HARDENED	16

# STANDARD AXLE ASSEMBLY V1



## BOLT-ON STUB AXLES

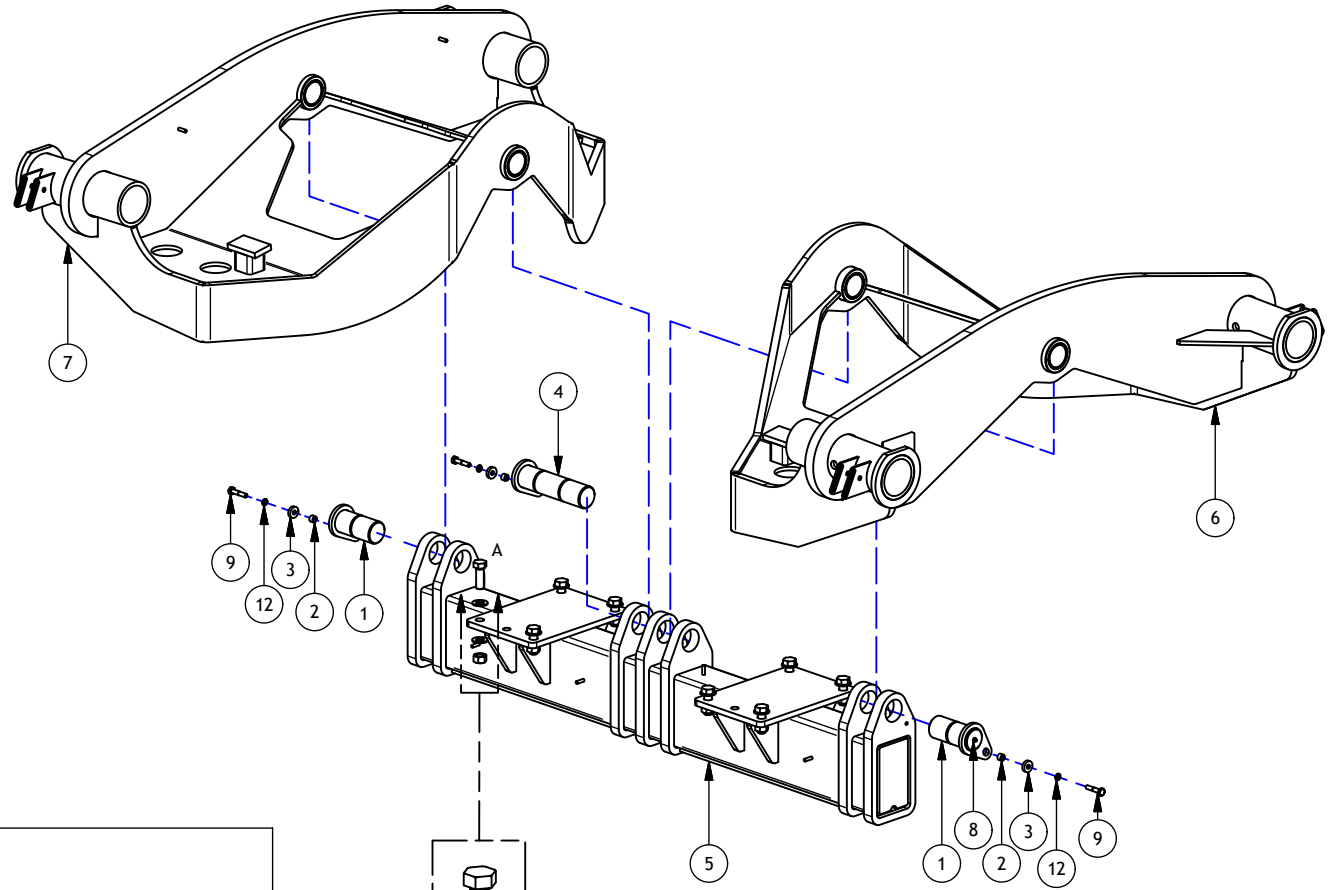


DRAWN : CDiRamio	<b>JAY•LOR</b> Fabricating Inc	TOLERANCES (UNLESS SPECIFIED OTHERWISE)
DATE : 4/27/2016		FRACTIONAL ± 1/16"
FILE : AAA-054-00397		DEC X.X ± 0.1"
TITLE : HD SPREADER STANDARD AXLE ASSEMBLY V1		DEC X.XX ± 0.06"
		DEC X.XXX ± 0.031"
		ANGULAR ± 0.5°
PRINT DATE: 12/22/2016	SHEET 1 OF 1	
CONFIDENTIAL: THESE DRAWINGS AND COPIES THEREOF REMAIN THE PROPERTY OF JAY-LOR FABRICATING INC. ANY PERSON FOUND UNLAWFULLY USING, DISTRIBUTING, OR IN POSSESSION OF THE ABOVE WILL BE PROSECUTED		

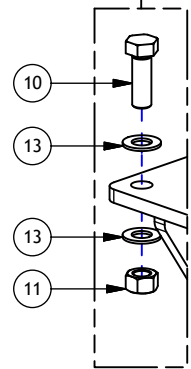
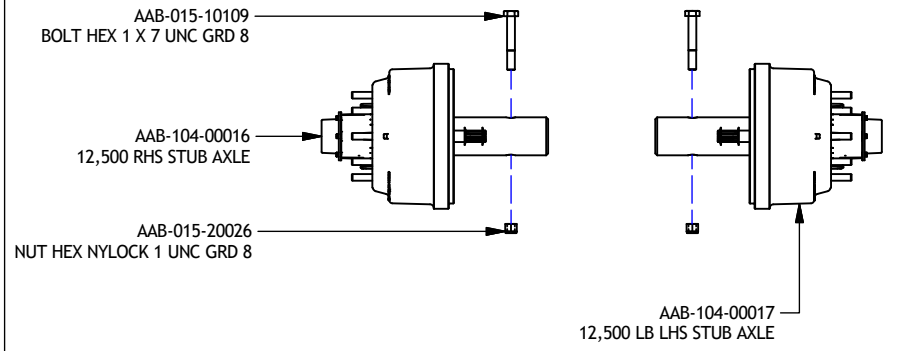
Parts List

ITEM	PART NUMBER	TITLE	QTY
1	AAA-104-00022-P3	PIN 3OD X 6-1/4L PAINTED BLACK	2
2	AAA-104-00024	PIN TOP BUSHING	3
3	AAA-104-00025	HEAVY WASHER 3/8T	3
4	AAA-104-00026-P3	3 X 11-1/4 PIN PAINTED BLACK	1
5	AAA-104-00035-P3	LOWRIDE AXLE MOUNT ASSEMBLY PAINTED	1
6	AAA-104-00047-P3	LH LOWRIDE AXL SUB ASSY PAINTED	1
7	AAA-104-00048-P3	RH LOWRIDE AXL SUB ASSY PAINTED	1
8	AAB-008-00031	FIT GREASE NIPPLE X 2 MNPT	3
9	AAB-015-10088	BOLT HEX 1/2 X 2-1/2 UNC GRD 5	3
10	AAB-015-10143	BOLT HEX 1 X 3 UNC GRD 8	8
11	AAB-015-20021	NUT HEX 1 UNC GRD 8	8
12	AAB-015-30018	WSHR LOCK 1/2	3
13	AAB-015-30051	WSHR FLAT 1 IN HARDENED	16

# LOW RIDE AXLE ASSEMBLY V1



### BOLT-ON STUB AXLES

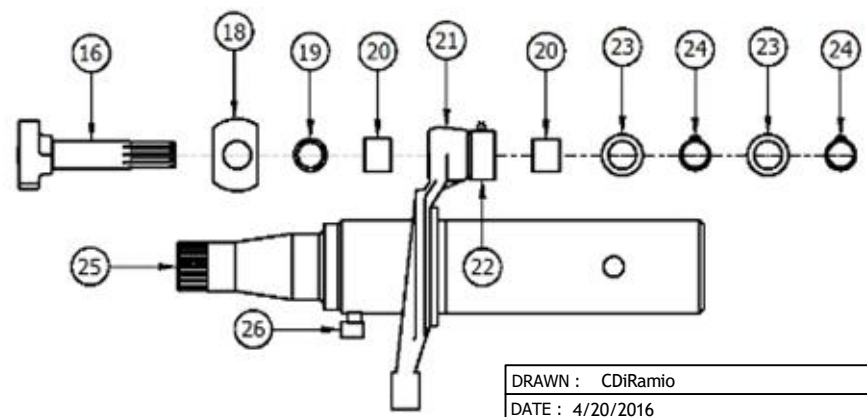
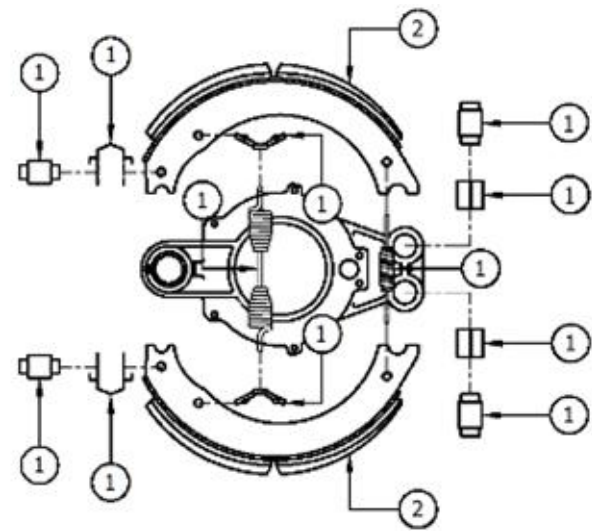
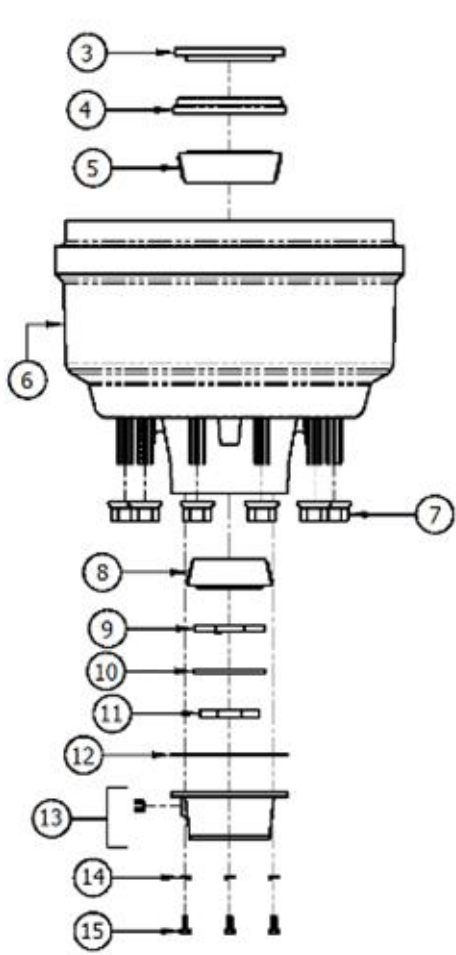


DRAWN : CDiRamio	<b>JAY-LOR</b> Fabricating Inc	TOLERANCES (UNLESS SPECIFIED OTHERWISE)
DATE : 4/27/2016		FRACTIONAL ± 1/16"
FILE : AAA-054-00398		DEC X.X ± 0.1"
TITLE : HD SPREADER LOW RIDE AXLE ASSEMBLY V1		DEC X.XX ± 0.06"
		DEC X.XXX ± 0.031"
		ANGULAR ± 0.5°
PRINT DATE: 12/22/2016	SHEET 1 OF 1	
CONFIDENTIAL: THESE DRAWINGS AND COPIES THEREOF REMAIN THE PROPERTY OF JAY-LOR FABRICATING INC. ANY PERSON FOUND UNLAWFULLY USING, DISTRIBUTING, OR IN POSSESSION OF THE ABOVE WILL BE PROSECUTED		



Parts List				Parts List			
ITEM	PART NUMBER	TITLE	QTY	ITEM	PART NUMBER	TITLE	QTY
1	AAB-104-00057	BRAKE SHOE HARDWARE KIT (16-1/2 X 7 BRAKES)	1	14	AAB-015-30016	WSHR LOCK 42506	6
2	AAB-104-00058	BRAKE SHOE KIT (TWO 16-1/2 X 7 BRAKE SHOES)	1	15	AAB-015-10054	BOLT HEX 42506 X 42433 UNC GRD 5	6
3	AAB-104-00059	AXLE RING (GRIT GUARD)	1	16	AAB-104-00067	CAMSHAFT 39602 X 10 SPLINE (LTH)	1
4	AAB-104-00060	OIL SEAL	1	17	AAB-104-00068	CAMSHAFT 39602 X 10 SPLINE (RTH)	1
5	AAB-104-00061	TAPERED ROLLER CONE BEARING (TRAILER AXLE)	1	18	AAB-104-00069	CAMSHAFT D-WASHER	1
6	AAB-104-00062	HUB AND DRUM ASSEMBLY (10-BOLT)	1	19	AAB-104-00070	CAMSHAFT SEAL	1
7	AAB-015-20062	M22 X 1.5 2-PIECE WHEEL NUT RATED 450-500 FT-LBS	10	20	AAB-104-00071	CAMSHAFT BUSHING	1
8	AAB-104-00063	TAPERED ROLLER CONE BEARING (TRAILER/FRONT AXLE)	1	21	AAB-104-00072	CAMSHAFT SPIDER (16-1/2 X 7 BRAKE)	1
9	AAB-104-00064	SPINDLE NUT 3.81IN	1	22	AAB-104-00074	CAMSHAFT WASHER	1
10	AAB-104-00065	SPINDLE LOCK WASHER 2.64IN ID 3.94IN OD	1	23	AAB-104-00073	CAMSHAFT TUBE W/ GREASE ZERK	1
11	AAB-104-00066	SPINDLE NUT 3.25IN	1	24	AAB-104-00075	CAMSHAFT SNAP RING	1
12	AAB-104-00055	GASKET FOR OIL-FILLED HUB	1	25	AAB-104-00076	STUB AXLE BEAM (28.4IN)	1
13	AAB-104-00056	OIL-FILLED HUB CAP	1	26	AAB-104-00077	ABS SENSOR BRACKET	1

# BOLT-ON HUB COMPONENTS

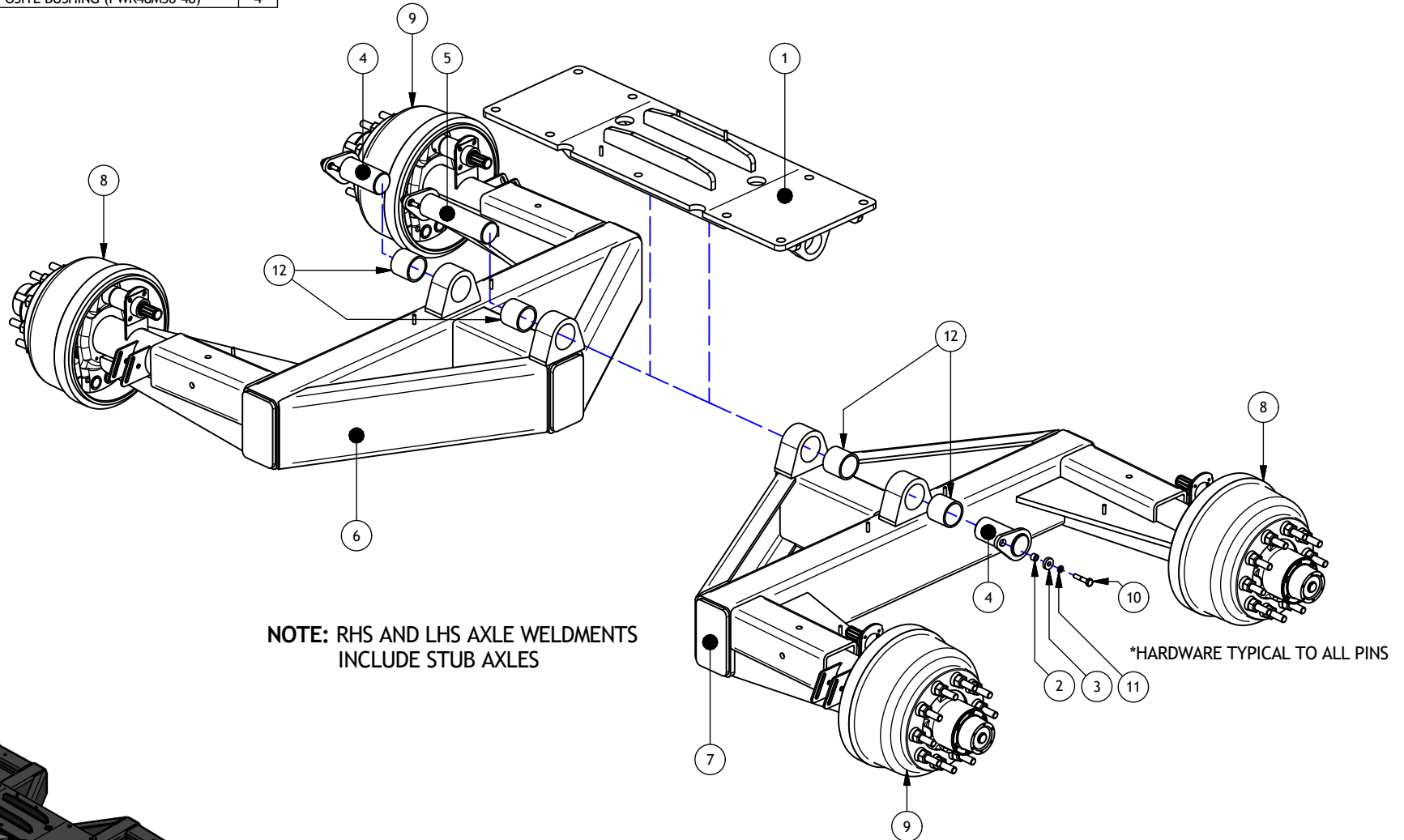


DRAWN : CDiRamio	<b>JAY-LOR</b> Fabricating Inc	TOLERANCES (UNLESS SPECIFIED OTHERWISE)
DATE : 4/20/2016		FRACTIONAL ± 1/16"
FILE : AAA-054-00399		DEC X.X ± 0.1"
TITLE : HD SPREADER BOLT-ON HUB COMPONENTS		DEC X.XX ± 0.06"
		DEC X.XXX ± 0.031"
		ANGULAR ± 0.5°
PRINT DATE: 12/22/2016	SHEET 1 OF 1	
CONFIDENTIAL: THESE DRAWINGS AND COPIES THEREOF REMAIN THE PROPERTY OF JAY-LOR FABRICATING INC. ANY PERSON FOUND UNLAWFULLY USING, DISTRIBUTING, OR IN POSSESSION OF THE ABOVE WILL BE PROSECUTED		

Parts List

ITEM	PART NUMBER	TITLE	QTY
1	AAA-104-0000W	UPPR MOUNT WELDMENT	1
2	AAA-104-00024	PIN TOP BUSHING	3
3	AAA-104-00025	HEAVY WASHER 3/8T	3
4	AAA-104-00150W	PIN 3OD X 6-1/4L WELDMENT NO GREASE	2
5	AAA-104-00151W	PIN 3OD X 11-1/4L WELDMENT NO GREASE	1
6	AAA-104-00154W	RH STANDARD V2 AXLE WELDMENT	1
7	AAA-104-00155W	LH STANDARD V2 AXLE WELDMENT	1
8	AAB-104-00094	LHS 12,500 LBS AXLE STUB	1
9	AAB-104-00093	RHS 12,500 LBS AXLE STUB	1
10	AAB-015-10088	BOLT HEX 1/2 X 2-1/2 UNC GRD 5	3
11	AAB-015-30018	WSHR LOCK 1/2	3
12	AAB-104-00090	COMPOSITE BUSHING (PWR48M56-48)	4

# STANDARD AXLE ASSEMBLY V2



NOTE: RHS AND LHS AXLE WELDMENTS  
INCLUDE STUB AXLES

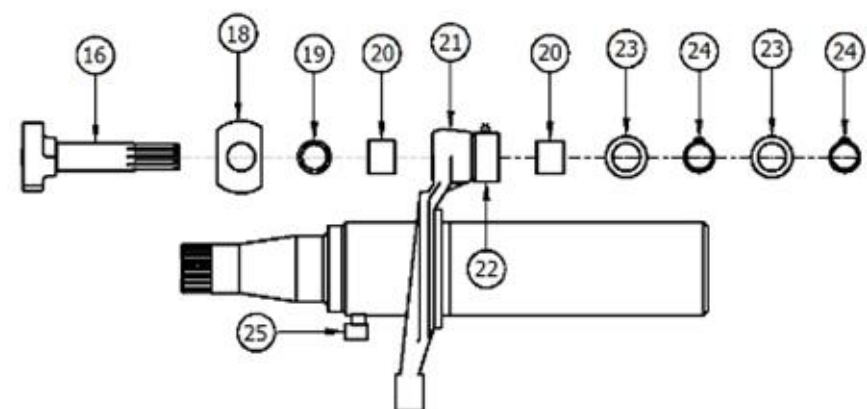
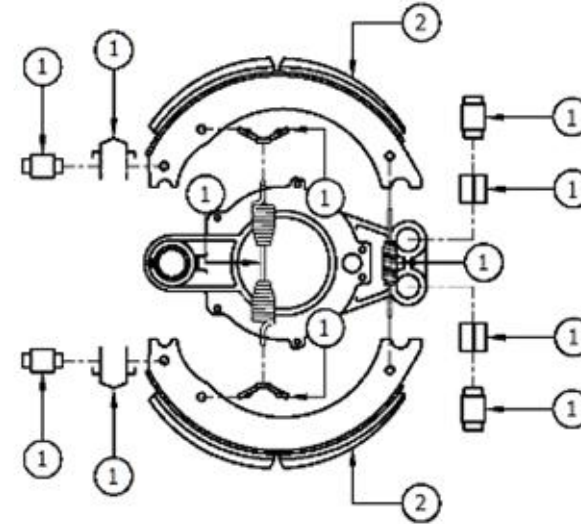
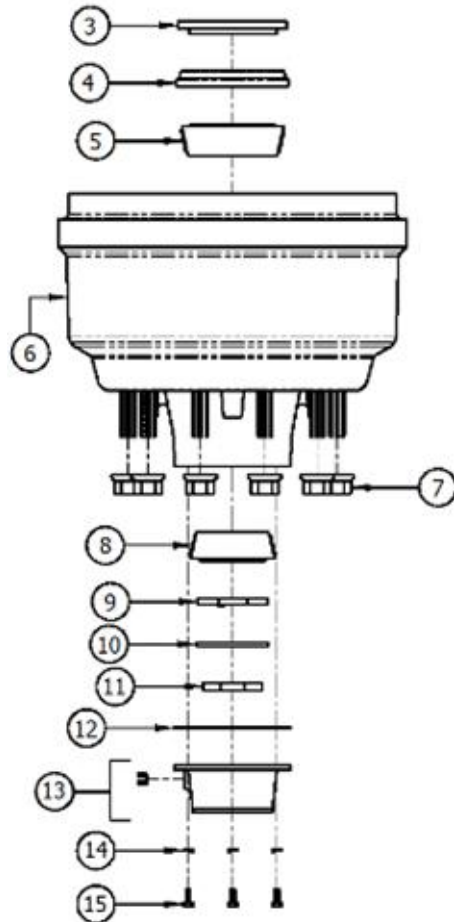
\*HARDWARE TYPICAL TO ALL PINS

DRAWN : CDiRamio		TOLERANCES (UNLESS SPECIFIED OTHERWISE)
DATE : 12/20/2016		FRACTIONAL ± 1/16"
FILE : AAA-054-00419		DEC X.X ± 0.1"
TITLE : HD SPREADER STANDARD AXLE ASSEMBLY V2		DEC X.XXX ± 0.06"
PRINT DATE: 12/22/2016	SHEET 1 OF 1	DEC X.XXX ± 0.031"
<small>CONFIDENTIAL: THESE DRAWINGS AND COPIES THEREOF REMAIN THE PROPERTY OF JAY-LOR FABRICATING INC. ANY PERSON FOUND UNLAWFULLY USING, DISTRIBUTING, OR IN POSSESSION OF THE ABOVE WILL BE PROSECUTED</small>		

# 12,500LB AXLE STUBS

Parts List			
ITEM	PART NUMBER	TITLE	QTY
1	AAB-104-00057	BRAKE SHOE HARDWARE KIT (16-1/2 X 7 BRAKES)	1
2	AAB-104-00058	BRAKE SHOE KIT (TWO 16-1/2 X 7 BRAKE SHOES)	1
3	AAB-104-00059	AXLE RING (GRIT GUARD)	1
4	AAB-104-00060	OIL SEAL	1
5	AAB-104-00061	TAPERED ROLLER CONE BEARING (TRAILER AXLE)	1
6	AAB-104-00062	HUB AND DRUM ASSEMBLY (10-BOLT)	1
7	AAB-015-20062	M22 X 1.5 2-PIECE WHEEL NUT RATED 450-500 FT-LBS	10
8	AAB-104-00063	TAPERED ROLLER CONE BEARING (TRAILER/FRONT AXLE)	1
9	AAB-104-00064	SPINDLE NUT 3.81IN	1
10	AAB-104-00065	SPINDLE LOCK WASHER 2.64IN ID 3.94IN OD	1
11	AAB-104-00066	SPINDLE NUT 3.25IN	1
12	AAB-104-00055	GASKET FOR OIL-FILLED HUB	1
13	AAB-104-00056	OIL-FILLED HUB CAP	1

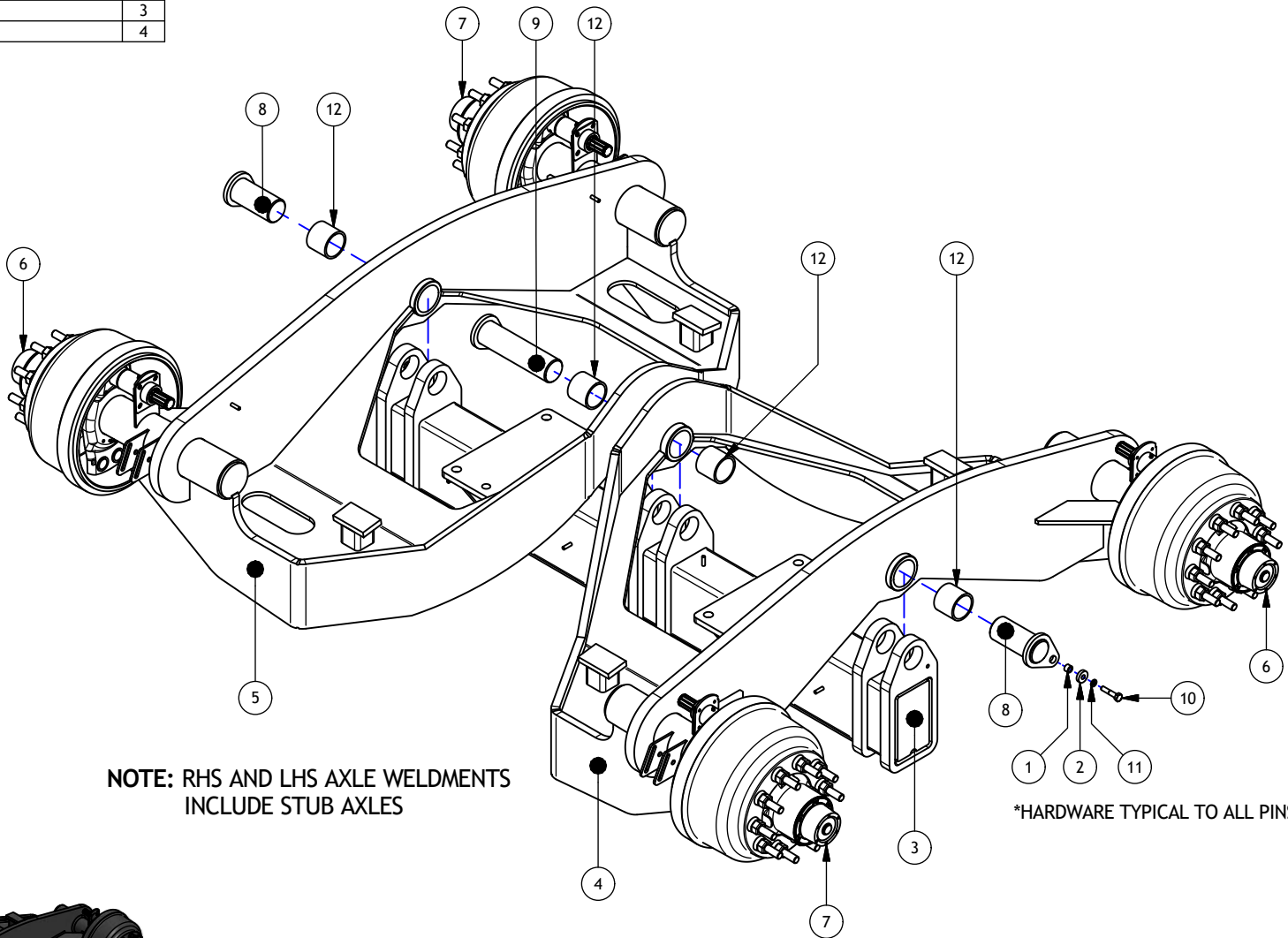
Parts List			
ITEM	PART NUMBER	TITLE	QTY
14	AAB-015-30016	WSHR LOCK 42506	6
15	AAB-015-10054	BOLT HEX 42506 X 42433 UNC GRD 5	6
16	AAB-104-00067	CAMSHAFT 39602 X 10 SPLINE (LTH)	1
17	AAB-104-00068	CAMSHAFT 39602 X 10 SPLINE (RTH)	1
18	AAB-104-00069	CAMSHAFT D-WASHER	1
19	AAB-104-00070	CAMSHAFT SEAL	1
20	AAB-104-00071	CAMSHAFT BUSHING	1
21	AAB-104-00072	CAMSHAFT SPIDER (16-1/2 X 7 BRAKE)	1
22	AAB-104-00074	CAMSHAFT WASHER	1
23	AAB-104-00073	CAMSHAFT TUBE W/ GREASE ZERK	1
24	AAB-104-00075	CAMSHAFT SNAP RING	1
25	AAB-104-00077	ABS SENSOR BRACKET	1



DRAWN : CDiRamio		TOLERANCES (UNLESS SPECIFIED OTHERWISE)
DATE : 1/19/2018		FRACTIONAL ± 1/16"
FILE : AAA-054-00548		DEC X.X ± 0.1"
TITLE : 12,500LB AXLE STUBS		DEC X.XX ± 0.06"
PRINT DATE: 1/19/2018	SHEET 1 OF 1	DEC X.XXX ± 0.031"
ANGULAR ± 0.5°		
<small>CONFIDENTIAL: THESE DRAWINGS AND COPIES THEREOF REMAIN THE PROPERTY OF JAY-LOR FABRICATING INC. ANY PERSON FOUND UNLAWFULLY USING, DISTRIBUTING, OR IN POSSESSION OF THE ABOVE WILL BE PROSECUTED</small>		

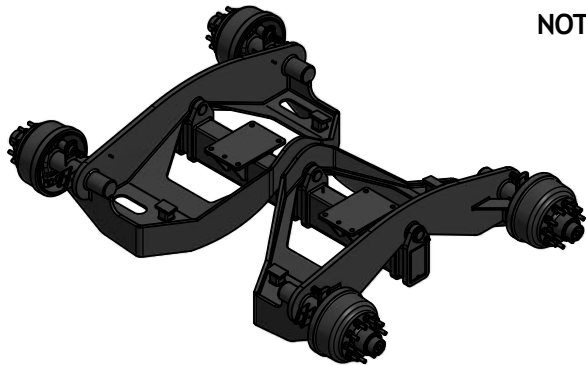
Parts List			
ITEM	PART NUMBER	TITLE	QTY
1	AAA-104-00024	PIN TOP BUSHING	3
2	AAA-104-00025	HEAVY WASHER 3/8T	3
3	AAA-104-00035W	LOWRIDE AXLE MOUNT WELDMENT	1
4	AAA-104-00140W	LH LOWRIDE V2 AXLE WELDMENT	1
5	AAA-104-00141W	RH LOWRIDE V2 AXLE WELDMENT	1
6	AAB-104-00097	LHS 15,000 LBS AXLE STUB	1
7	AAB-104-00096	RHS 15,000 LBS AXLE STUB	1
8	AAA-104-00150W	PIN 3OD X 6-1/4L WELDMENT NO GREASE	2
9	AAA-104-00151W	PIN 3OD X 11-1/4L WELDMENT NO GREASE	1
10	AAB-015-10088	BOLT HEX 1/2 X 2-1/2 UNC GRD 5	3
11	AAB-015-30018	WSHR LOCK 1/2	3
12	AAB-104-00090	COMPOSITE BUSHING	4

# LOW RIDE AXLE ASSEMBLY V2



NOTE: RHS AND LHS AXLE WELDMENTS  
INCLUDE STUB AXLES

\*HARDWARE TYPICAL TO ALL PINS

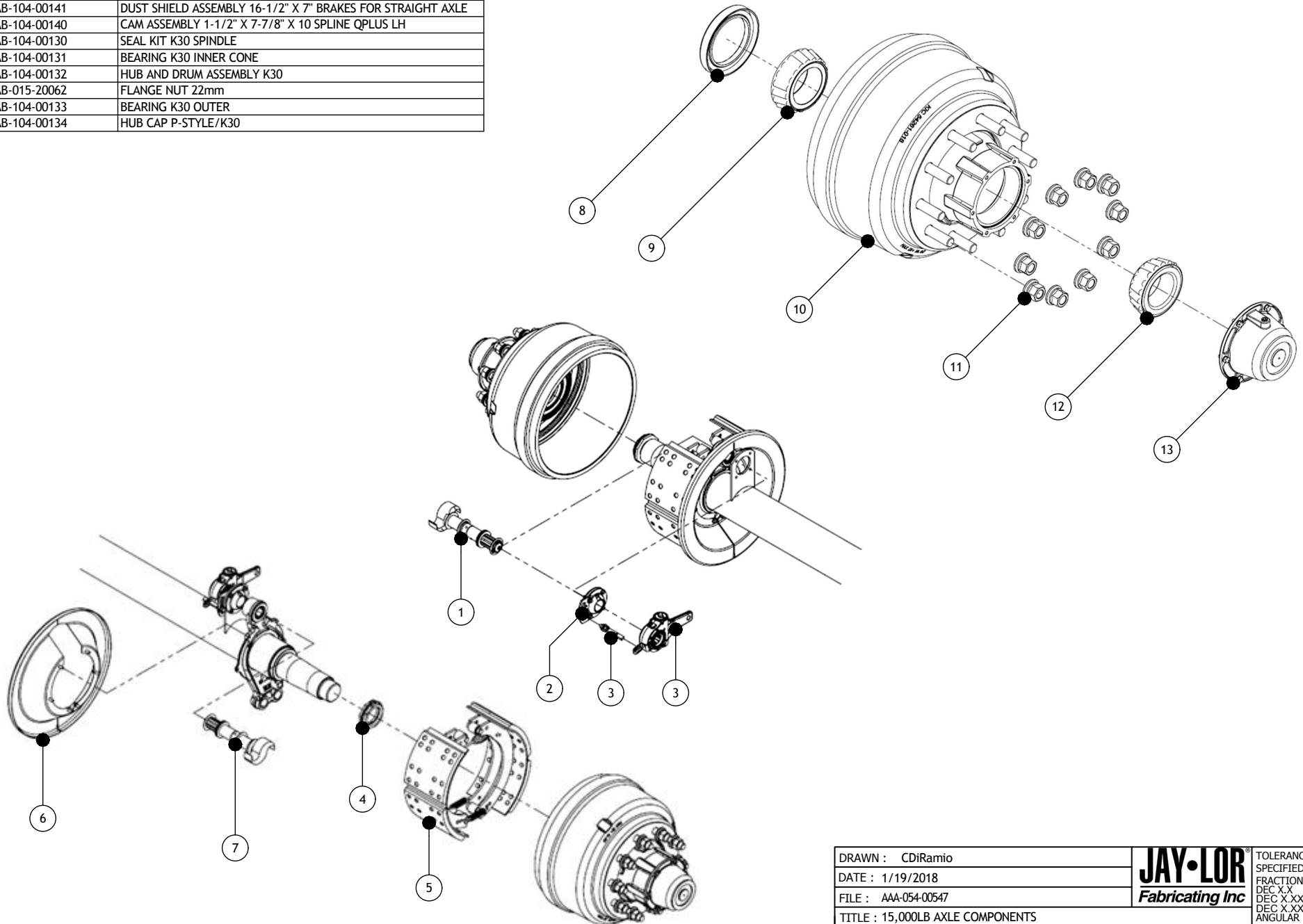


DRAWN : CDiRamio		TOLERANCES (UNLESS SPECIFIED OTHERWISE)
DATE : 12/20/2016		FRACTIONAL ± 1/16"
FILE : AAA-054-00420		DEC X.X ± 0.1"
TITLE : HD SPREADER LOW RIDE AXLE ASSEMBLY V2		DEC X.XX ± 0.06"
PRINT DATE: 12/22/2016	SHEET 1 OF 1	DEC X.XXX ± 0.031"
CONFIDENTIAL: THESE DRAWINGS AND COPIES THEREOF REMAIN THE PROPERTY OF JAY-LOR FABRICATING INC. ANY PERSON FOUND UNLAWFULLY USING, DISTRIBUTING, OR IN POSSESSION OF THE ABOVE WILL BE PROSECUTED		ANGULAR ± 0.5°

Parts List

ITEM	PART NUMBER	TITLE
1	AAB-104-00135	CAM ASSEMBLY 1-1/2" X 7-7/8" X 10 SPLINE QPLUS RH
2	AAB-104-00136	CAM SUPPORT BUSHING ASSY FOR 1-1/2" CAM
3	AAB-104-00095	HALDEX AUTOMATIC BRAKE ADJUSTER KIT
4	AAB-104-00138	SPINDLE NUT KIT N-STYLE/K30
5	AAB-104-00139	BRAKE ASSEMBLY 16-1/2" X 7"
6	AAB-104-00141	DUST SHIELD ASSEMBLY 16-1/2" X 7" BRAKES FOR STRAIGHT AXLE
7	AAB-104-00140	CAM ASSEMBLY 1-1/2" X 7-7/8" X 10 SPLINE QPLUS LH
8	AAB-104-00130	SEAL KIT K30 SPINDLE
9	AAB-104-00131	BEARING K30 INNER CONE
10	AAB-104-00132	HUB AND DRUM ASSEMBLY K30
11	AAB-015-20062	FLANGE NUT 22mm
12	AAB-104-00133	BEARING K30 OUTER
13	AAB-104-00134	HUB CAP P-STYLE/K30

# 15,000LB AXLE STUBS

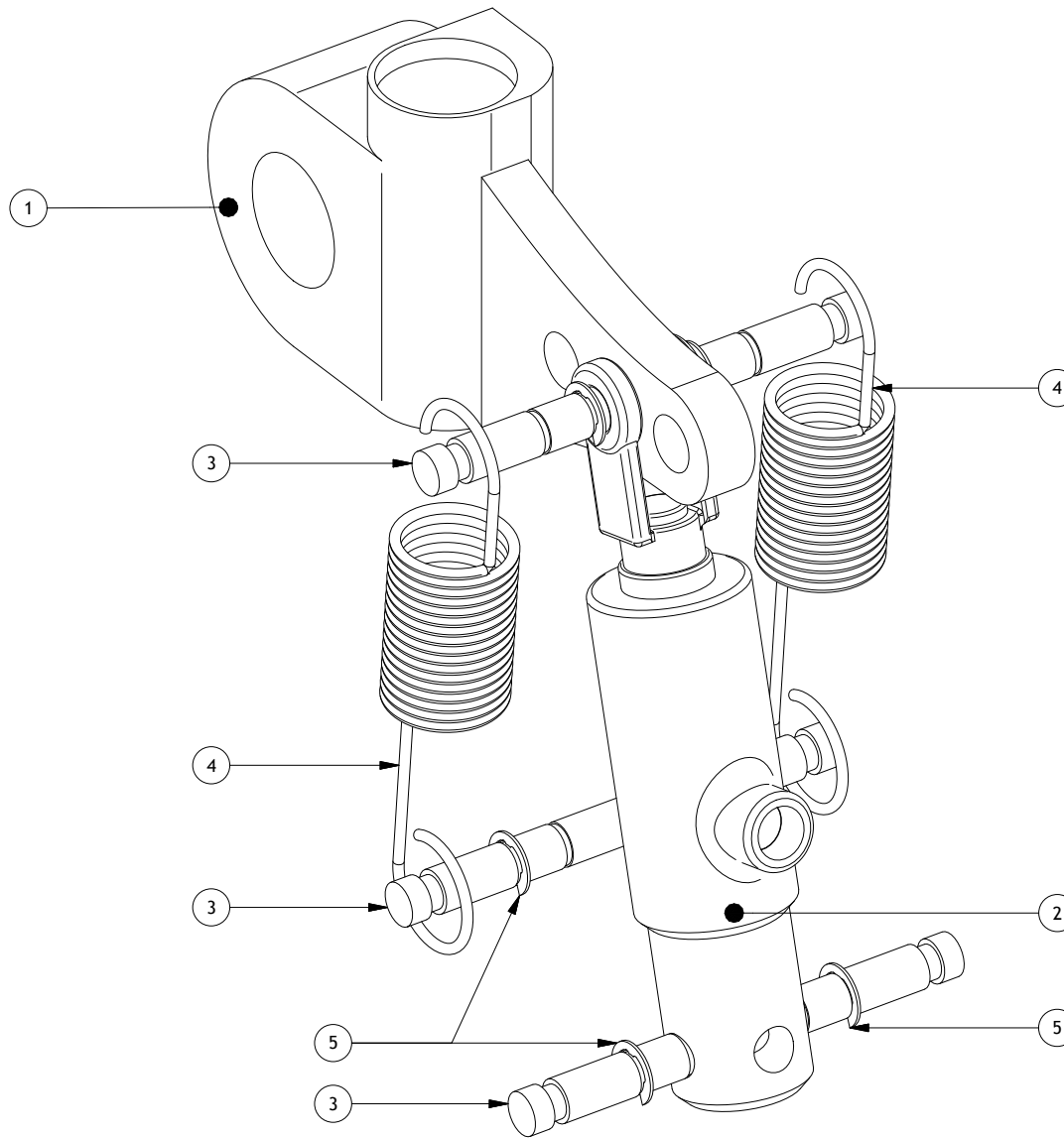


DRAWN : CDiRamio		TOLERANCES (UNLESS SPECIFIED OTHERWISE)
DATE : 1/19/2018		FRACTIONAL ± 1/16"
FILE : AAA-054-00547		DEC X.X ± 0.1"
TITLE : 15,000LB AXLE COMPONENTS		DEC X.XX ± 0.06"
PRINT DATE: 1/22/2018		DEC X.XXX ± 0.031"
		ANGULAR ± 0.5°
SHEET 1 OF 1		
<small>CONFIDENTIAL: THESE DRAWINGS AND COPIES THEREOF REMAIN THE PROPERTY OF JAY-LOR FABRICATING INC. ANY PERSON FOUND UNLAWFULLY USING, DISTRIBUTING, OR IN POSSESSION OF THE ABOVE WILL BE PROSECUTED</small>		

Parts List

ITEM	PART NUMBER	TITLE	QTY
1	AAB-104-00029	MANUAL BRAKE SLACK ADJUSTER MERITOR R824000 10 SPLINE	1
2	AAB-104-00052	HYD BRAKE CYL 7-1/2 C-C #6 FNPT SINGLE ACTING	1
3	AAB-104-00053	BRAKE CYLINDER PIN	3
4	AAB-104-00054	BRAKE RETURN SPRING	2
5	AAB-015-40038	EXTERNAL RETAINING RING FOR 7/16 SHAFT	6

# MANUAL BRAKE SLACK ADJUSTER



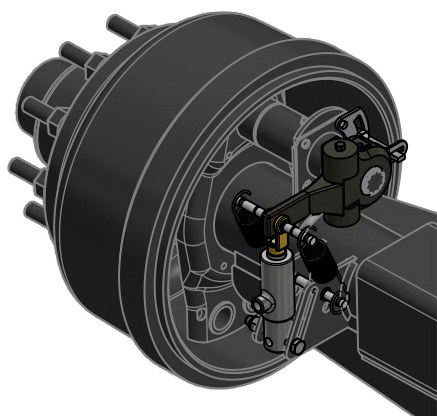
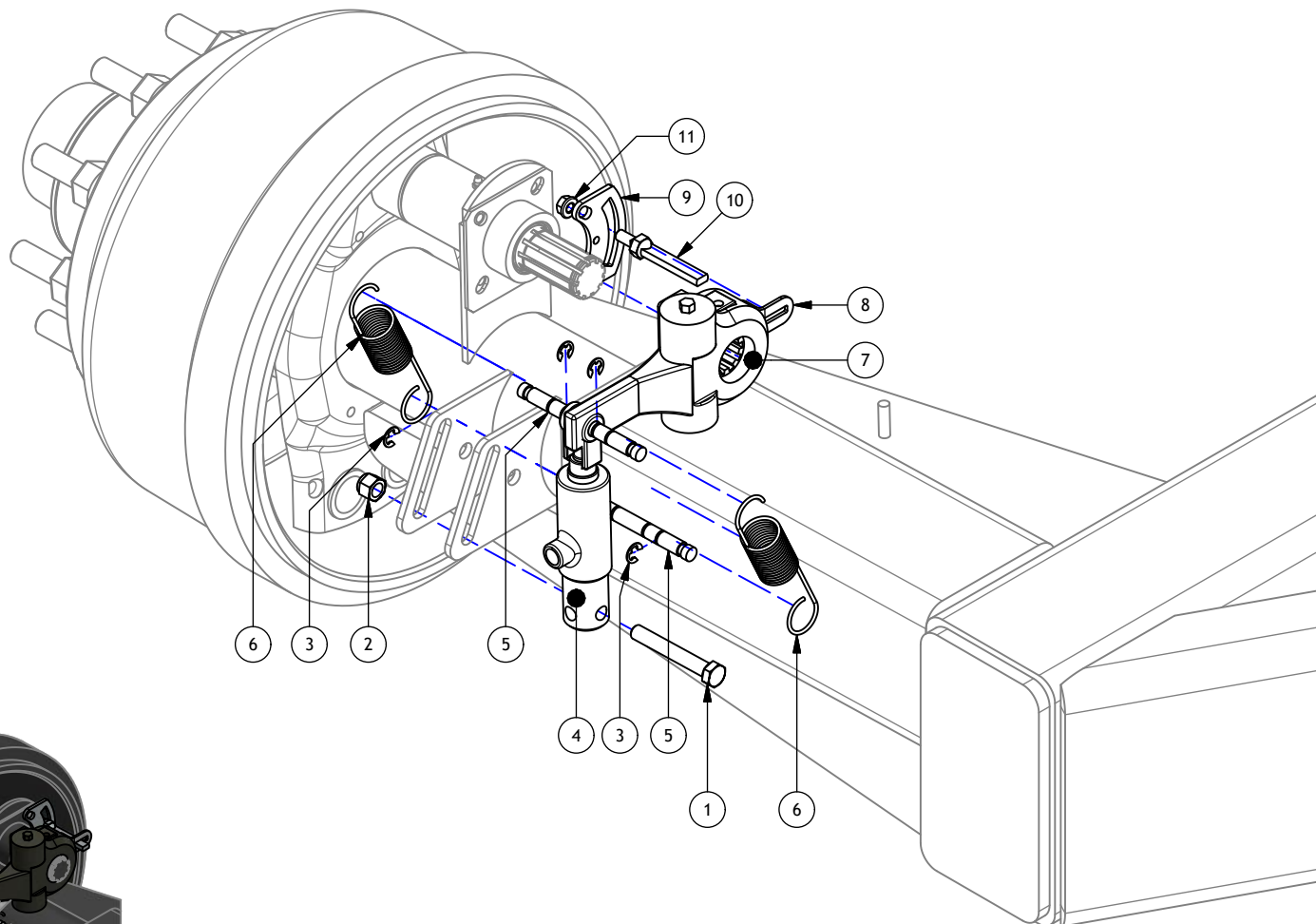
DRAWN : CDiRamio	<b>JAY•LOR</b> Fabricating Inc	TOLERANCES (UNLESS SPECIFIED OTHERWISE)
DATE : 6/1/2016		FRACTIONAL ± 1/16"
FILE : AAA-054-00373		DEC X.X ± 0.1"
TITLE : MANUAL BRAKE SLACK ADJUSTER		DEC X.XX ± 0.06"
		DEC X.XXX ± 0.031"
		ANGULAR ± 0.5°
PRINT DATE: 9/23/2016	SHEET 1 OF 1	
CONFIDENTIAL: THESE DRAWINGS AND COPIES THEREOF REMAIN THE PROPERTY OF JAY-LOR FABRICATING INC. ANY PERSON FOUND UNLAWFULLY USING, DISTRIBUTING, OR IN POSSESSION OF THE ABOVE WILL BE PROSECUTED		

Parts List

ITEM	PART NUMBER	TITLE	QTY
1	AAB-015-10097	BOLT HEX 1/2 X 3-1/2 UNC GRD 5	1
2	AAB-015-20019	NUT NYLON LOCK 1/2 UNC GRD 5	1
3	AAB-015-40038	EXTERNAL RETAINING RING FOR 7/16 SHAFT	4
4	AAB-104-00052	HYD BRAKE CYL 7-1/2 C-C #6 FNPT SINGLE ACTING	1
5	AAB-104-00053	BRAKE CYLINDER PIN	2
6	AAB-104-00054	BRAKE RETURN SPRING	2
7	AAB-104-00095A	HALDEX AUTOMATIC SLACK ADJUSTER 20003	1
8	AAB-104-00095B	SLACK ADJUSTER CONTROL UNIT	1
9	AAB-104-00095C	SLACK ADJUSTER ANCHOR BRACKET	1
10	AAB-104-00095D	SLACK ADJUSTER SPACER	1
11	AAC-104-00014C	HEX FLANGE NUT FOR SPACER	1

# AUTOMATIC BRAKE SLACK ADJUSTER

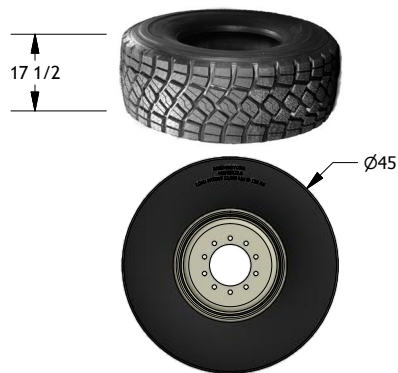
(MACHINE SERIAL # 23302 AND HIGHER)



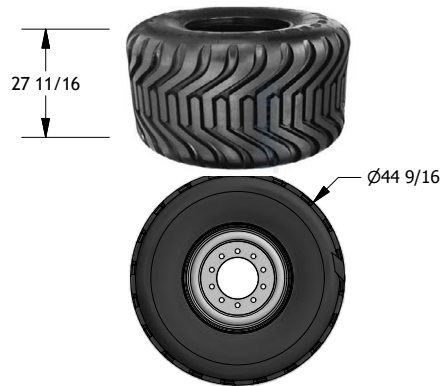
DRAWN : CDiRamio	<b>JAY-LOR</b> Fabricating Inc	TOLERANCES (UNLESS SPECIFIED OTHERWISE)
DATE : 12/20/2016		FRACTIONAL ± 1/16"
FILE : AAA-054-00421		DEC X.X ± 0.1"
TITLE : AUTOMATIC BRAKE SLACK ADJUSTER		DEC X.XX ± 0.06"
		DEC X.XXX ± 0.031"
		ANGULAR ± 0.5°
PRINT DATE: 12/22/2016	SHEET 1 OF 1	
CONFIDENTIAL: THESE DRAWINGS AND COPIES THEREOF REMAIN THE PROPERTY OF JAY-LOR FABRICATING INC. ANY PERSON FOUND UNLAWFULLY USING, DISTRIBUTING, OR IN POSSESSION OF THE ABOVE WILL BE PROSECUTED		

# WHEELS

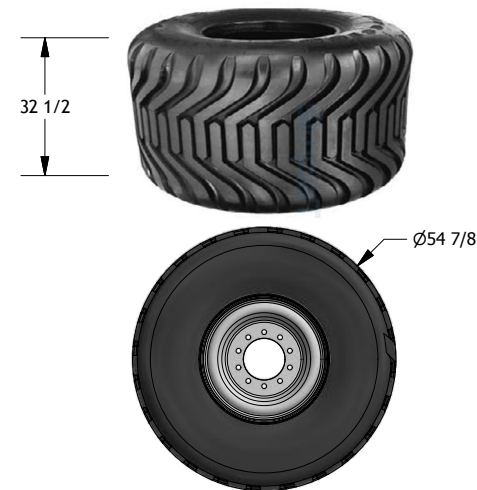
Parts List			
TIRE SIZE	TIRE PART NUMBER	WHEEL PART NUMBER	TIRE & WHEEL ASSY NUMBER (RTH / LTH)
445/65 22.5 RADIAL TREAD	AAB-104-00018	AAB-104-00042	AAB-104-00015
700/40 22.5 BIAS TREAD	AAB-104-00004	AAB-104-00003	AAB-104-00012 / AAB-104-00001
800/45 26.5 BIAS TREAD	AAB-104-00000	AAB-104-00002	AAB-104-00013 / AAB-104-00005
650/65 30.5 RADIAL TREAD	AAB-104-00028	AAB-104-00009	AAB-104-00027 / AAB-104-00026
850/50 30.5 BIAS TREAD	AAB-104-00008	AAB-104-00009	AAB-104-00011 / AAB-104-00010
750/60 RADIAL TREAD	AAB-104-00020	AAB-104-00009	AAB-104-00022 / AAB-104-00021



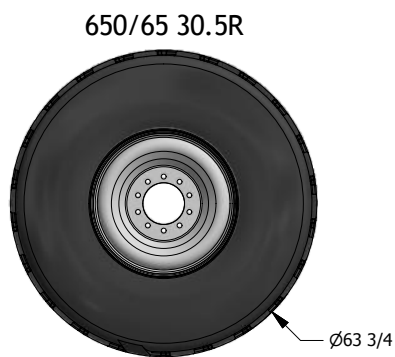
445/65 22.5R



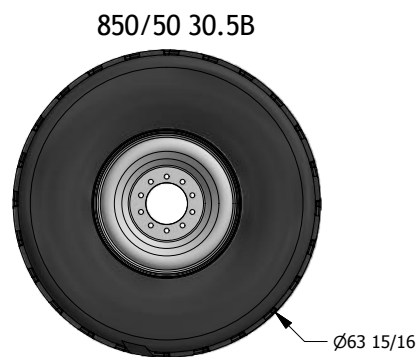
700/40 22.5B



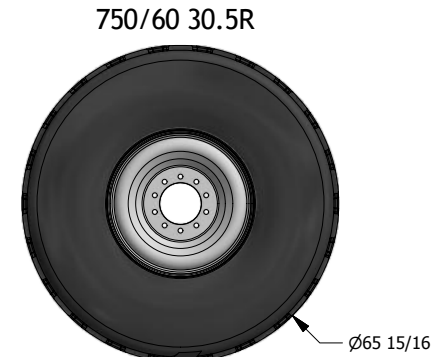
800/45 26.5B



650/65 30.5R



850/50 30.5B



750/60 30.5R



DRAWN : CDiRamio		TOLERANCES (UNLESS SPECIFIED OTHERWISE)
DATE : 8/30/2016		FRACTIONAL ± 1/16"
FILE : AAA-054-00374		DEC X.XX ± 0.1"
TITLE : SPREADER WHEEL OPTIONS		DEC X.XXX ± 0.06"
PRINT DATE: 1/15/2018	SHEET 1 OF 1	ANGULAR ± 0.031"
<small>CONFIDENTIAL: THESE DRAWINGS AND COPIES THEREOF REMAIN THE PROPERTY OF JAY-LOR FABRICATING INC. ANY PERSON FOUND UNLAWFULLY USING, DISTRIBUTING, OR IN POSSESSION OF THE ABOVE WILL BE PROSECUTED</small>		



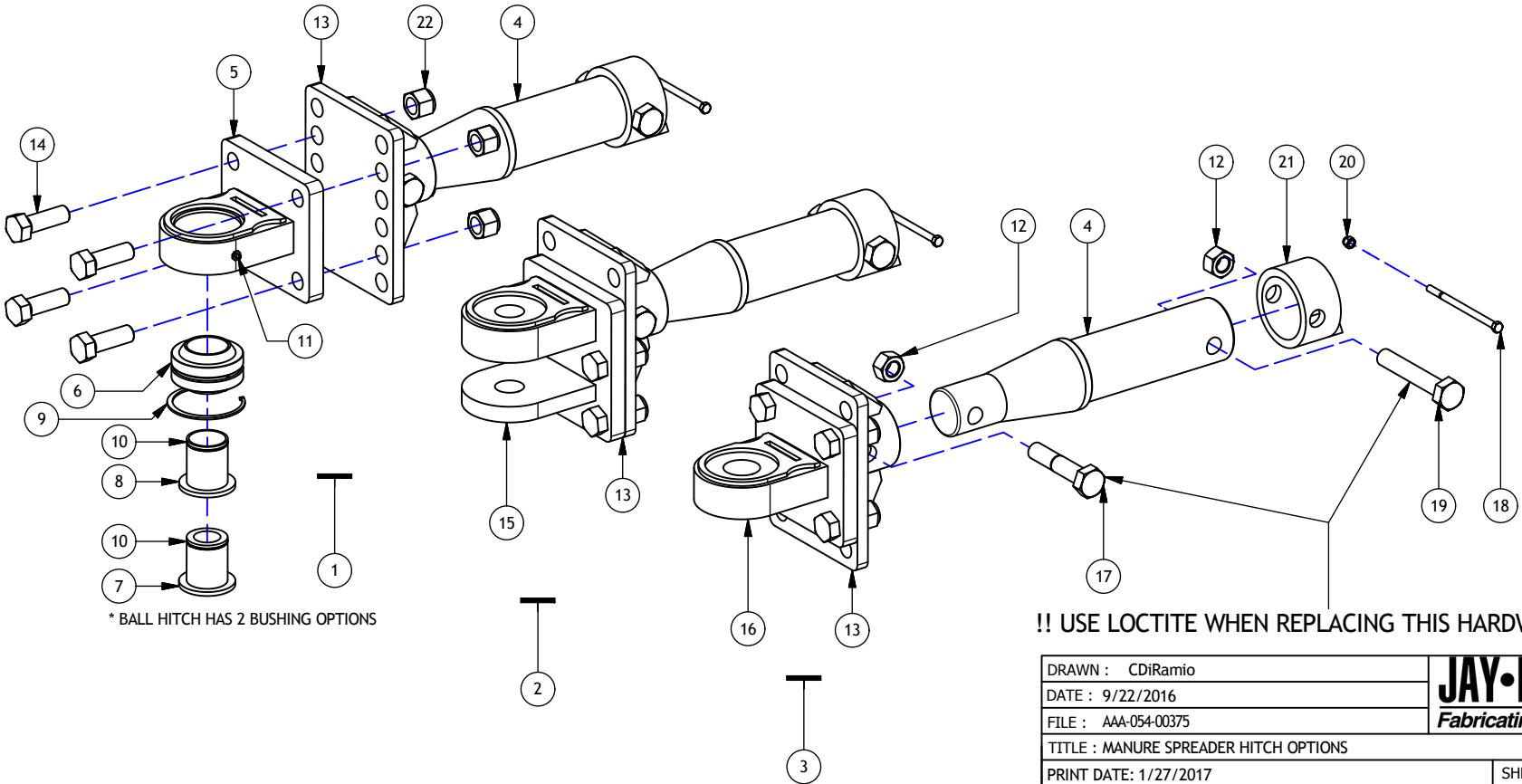
# HITCH OPTIONS

## Assembly List

ITEM	PART NUMBER	TITLE	QTY
1	AAA-102-00212	ADJUSTABLE HITCH W/ BALL SOCKET **PARTS ORDER**	1
2	AAA-102-00213	ADJUSTABLE HITCH W/ DOUBLE JAW **PARTS ORDER**	1
3	AAA-102-00214	ADJUSTABLE HITCH W/ SINGLE JAW **PARTS ORDER**	1

## Parts List

ITEM	PART NUMBER	TITLE	QTY
4	AAB-102-00029	SPREADER HITCH BAR	1
5	AAA-102-00099-P3	SPREADER SINGLE JAW HITCH W/ BALL PAINTED BLACK	1
6	AAB-102-00026	GEH 60 ES-2RS IKO SPHERICAL PLAIN BEARING	1
7	AAB-102-00027	HITCH BALL BUSHING 1.55 ID	1
8	AAB-102-00028	HITCH BALL BUSHING 2.125 ID	1
9	AAB-015-40036	INTERNAL SNAP RING 4.48" OD	1
10	AAB-015-40037	EXTERNAL SNAP RING 2.125" ID	2
11	AAB-008-00031	FIT GREASE NIPPLE X 2 MNPT	1
12	AAB-015-20021	NUT HEX 1 UNC GRD 8	2
13	AAA-102-00095-P3	SPREADER HITCH ADJ REAR MNT PAINTED BLACK	1
14	AAB-015-10143	BOLT HEX 1 X 3 UNC GRD 8	4
15	AAA-102-00105-P3	SPREADER DOUBLE JAW HITCH PAINTED BLACK	1
16	AAA-102-00109-P3	SPREADER SINGLE JAW HITCH PAINTED BLACK	1
17	AAB-015-10091	BOLT HEX 1 X 5 UNC GRD 8	1
18	AAB-015-10214	BOLT HEX 3/8 X 6.5 UNC GRD 5	1
19	AAB-015-10215	HEX BOLT 1 X 6 UNC GRD 8	1
20	AAB-015-20012	NUT HEX 3/8 LOCK NYLON GRD 2	1
21	AAB-102-00024	HITCH STOP TUBE	1
22	AAB-015-20026	NUT HEX NYLOCK 1 UNC GRD 8	4



\* BALL HITCH HAS 2 BUSHING OPTIONS

**!! USE LOCTITE WHEN REPLACING THIS HARDWARE !!**

DRAWN : CDiRamio	<b>JAY-LOR</b> Fabricating Inc	TOLERANCES (UNLESS SPECIFIED OTHERWISE)
DATE : 9/22/2016		FRACTIONAL ± 1/16"
FILE : AAA-054-00375		DEC X.X ± 0.1"
TITLE : MANURE SPREADER HITCH OPTIONS		DEC X.XX ± 0.06"
		DEC X.XXX ± 0.031"
		ANGULAR ± 0.5°
PRINT DATE: 1/27/2017	SHEET 1 OF 1	
CONFIDENTIAL: THESE DRAWINGS AND COPIES THEREOF REMAIN THE PROPERTY OF JAY-LOR FABRICATING INC. ANY PERSON FOUND UNLAWFULLY USING, DISTRIBUTING, OR IN POSSESSION OF THE ABOVE WILL BE PROSECUTED		

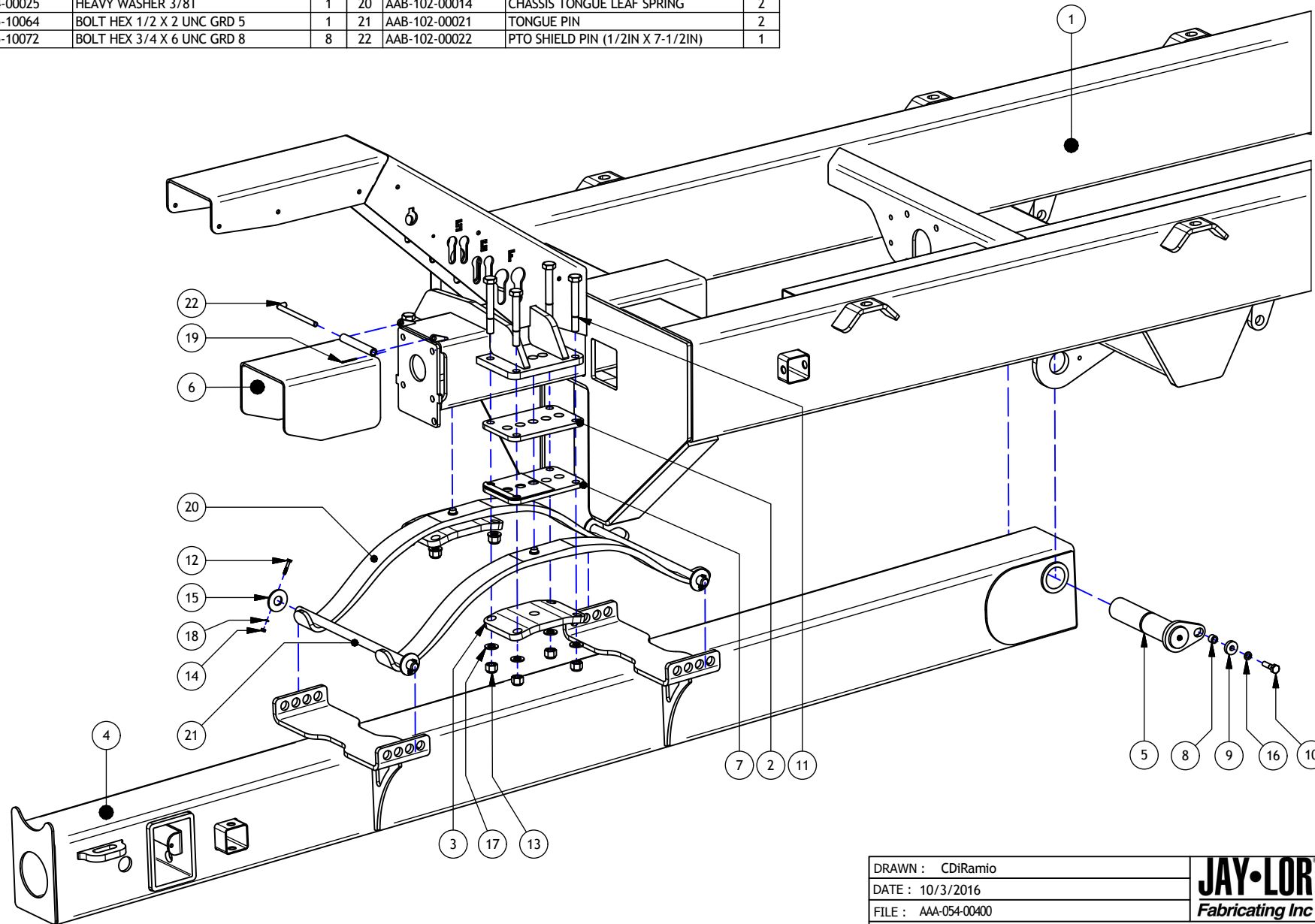
Parts List

ITEM	PART NUMBER	TITLE	QTY
1	AAA-102-00035-P3	HD SPREADER CHASSIS ASSY PAINTED	1
2	AAA-102-00058-P3	BACKING PLATE 1/2T PAINTED	2
3	AAA-102-00059-P3	TONGUE BRACKET 2 (3/4T) PAINTED	2
4	AAA-102-00066-P3	TOUNGE ASSY PAINTED	1
5	AAA-102-00077-P3	FRONT TONGUE PIN ASSY PAINTED	1
6	AAA-102-00081-P3	PTO SHIELD ASSY PAINTED	1
7	AAA-102-00090-P3	SPRING SPACER PAINTED BLACK	2
8	AAA-104-00024	PIN TOP BUSHING	1
9	AAA-104-00025	HEAVY WASHER 3/8T	1
10	AAB-015-10064	BOLT HEX 1/2 X 2 UNC GRD 5	1
11	AAB-015-10072	BOLT HEX 3/4 X 6 UNC GRD 8	8

Parts List

ITEM	PART NUMBER	TITLE	QTY
12	AAB-015-10219	BOLT HEX 1/4 X 1-1/2 UNC GRD 5	4
13	AAB-015-20016	NUT HEX LOCK NYLON 3/4 UNC GRD 8	8
14	AAB-015-20036	NUT HEX 1/4 UNC GRD 5	4
15	AAB-015-30009	WSHR FLAT 2.5 OD X 1.06 ID X 1/8T	4
16	AAB-015-30018	WSHR LOCK 1/2	1
17	AAB-015-30026	WSHR FLAT 3/4 HARDENED	8
18	AAB-015-30038	WSHR LOCK 1/4	4
19	AAB-015-40018	PIN COTTER 1/8 X 1-1/2L	1
20	AAB-102-00014	CHASSIS TONGUE LEAF SPRING	2
21	AAB-102-00021	TONGUE PIN	2
22	AAB-102-00022	PTO SHIELD PIN (1/2IN X 7-1/2IN)	1

# FRONT CHASSIS

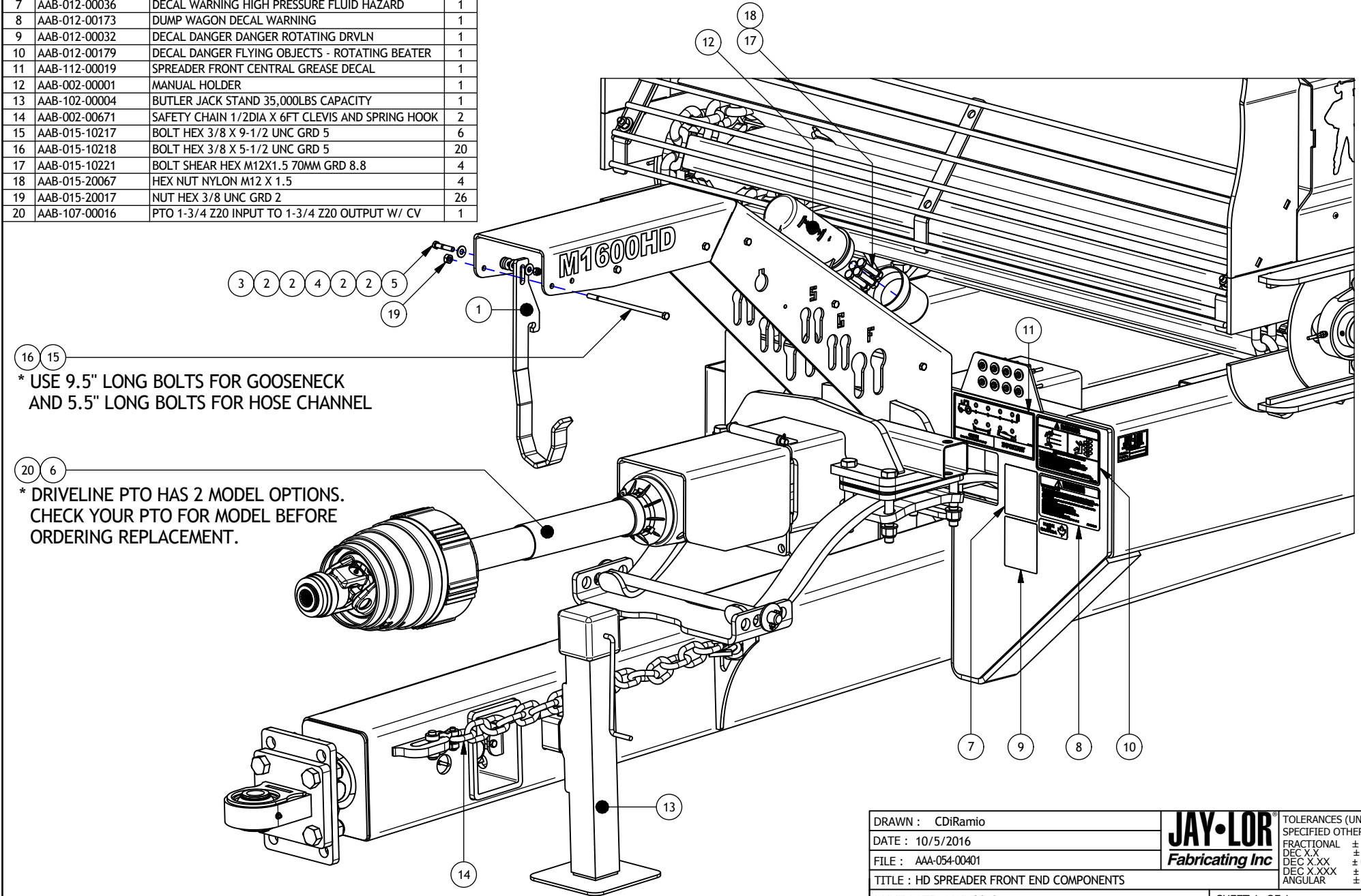


DRAWN : CDiRamio		TOLERANCES (UNLESS SPECIFIED OTHERWISE)
DATE : 10/3/2016		FRACTIONAL ± 1/16"
FILE : AAA-054-00400		DEC X.X ± 0.1"
TITLE : HD SPREADER FRONT CHASSIS		DEC X.XX ± 0.06"
PRINT DATE: 10/3/2016	SHEET 1 OF 1	DEC X.XXX ± 0.031"
<small>CONFIDENTIAL: THESE DRAWINGS AND COPIES THEREOF REMAIN THE PROPERTY OF JAY-LOR FABRICATING INC. ANY PERSON FOUND UNLAWFULLY USING, DISTRIBUTING, OR IN POSSESSION OF THE ABOVE WILL BE PROSECUTED</small>		

Parts List

ITEM	PART NUMBER	TITLE	QTY
1	AAA-107-00048-P3	SPREADER PTO HANGER PAINTED BLACK	1
2	AAB-015-30012	WSHR FLAT 3/8 USS	4
3	AAB-015-20012	NUT HEX 3/8 LOCK NYLON GRD 2	1
4	AAB-015-30032	WASHER BLACK NYLON 3/8ID X 10D X 1/4T	1
5	AAB-015-10057	BOLT HEX 3/8 X 2 UNC GRD 5	1
6	AAB-107-00010	PTO 1-3/8 Z21 INPUT TO 1-3/4 Z20 OUTPUT W/ CV	1
7	AAB-012-00036	DECAL WARNING HIGH PRESSURE FLUID HAZARD	1
8	AAB-012-00173	DUMP WAGON DECAL WARNING	1
9	AAB-012-00032	DECAL DANGER DANGER ROTATING DRVLN	1
10	AAB-012-00179	DECAL DANGER FLYING OBJECTS - ROTATING BEATER	1
11	AAB-112-00019	SPREADER FRONT CENTRAL GREASE DECAL	1
12	AAB-002-00001	MANUAL HOLDER	1
13	AAB-102-00004	BUTLER JACK STAND 35,000LBS CAPACITY	1
14	AAB-002-00671	SAFETY CHAIN 1/2DIA X 6FT CLEVIS AND SPRING HOOK	2
15	AAB-015-10217	BOLT HEX 3/8 X 9-1/2 UNC GRD 5	6
16	AAB-015-10218	BOLT HEX 3/8 X 5-1/2 UNC GRD 5	20
17	AAB-015-10221	BOLT SHEAR HEX M12X1.5 70MM GRD 8.8	4
18	AAB-015-20067	HEX NUT NYLON M12 X 1.5	4
19	AAB-015-20017	NUT HEX 3/8 UNC GRD 2	26
20	AAB-107-00016	PTO 1-3/4 Z20 INPUT TO 1-3/4 Z20 OUTPUT W/ CV	1

# FRONT END COMPONENTS




16 15  
 \* USE 9.5" LONG BOLTS FOR GOOSENECK  
 AND 5.5" LONG BOLTS FOR HOSE CHANNEL

20 6  
 \* DRIVELINE PTO HAS 2 MODEL OPTIONS.  
 CHECK YOUR PTO FOR MODEL BEFORE  
 ORDERING REPLACEMENT.

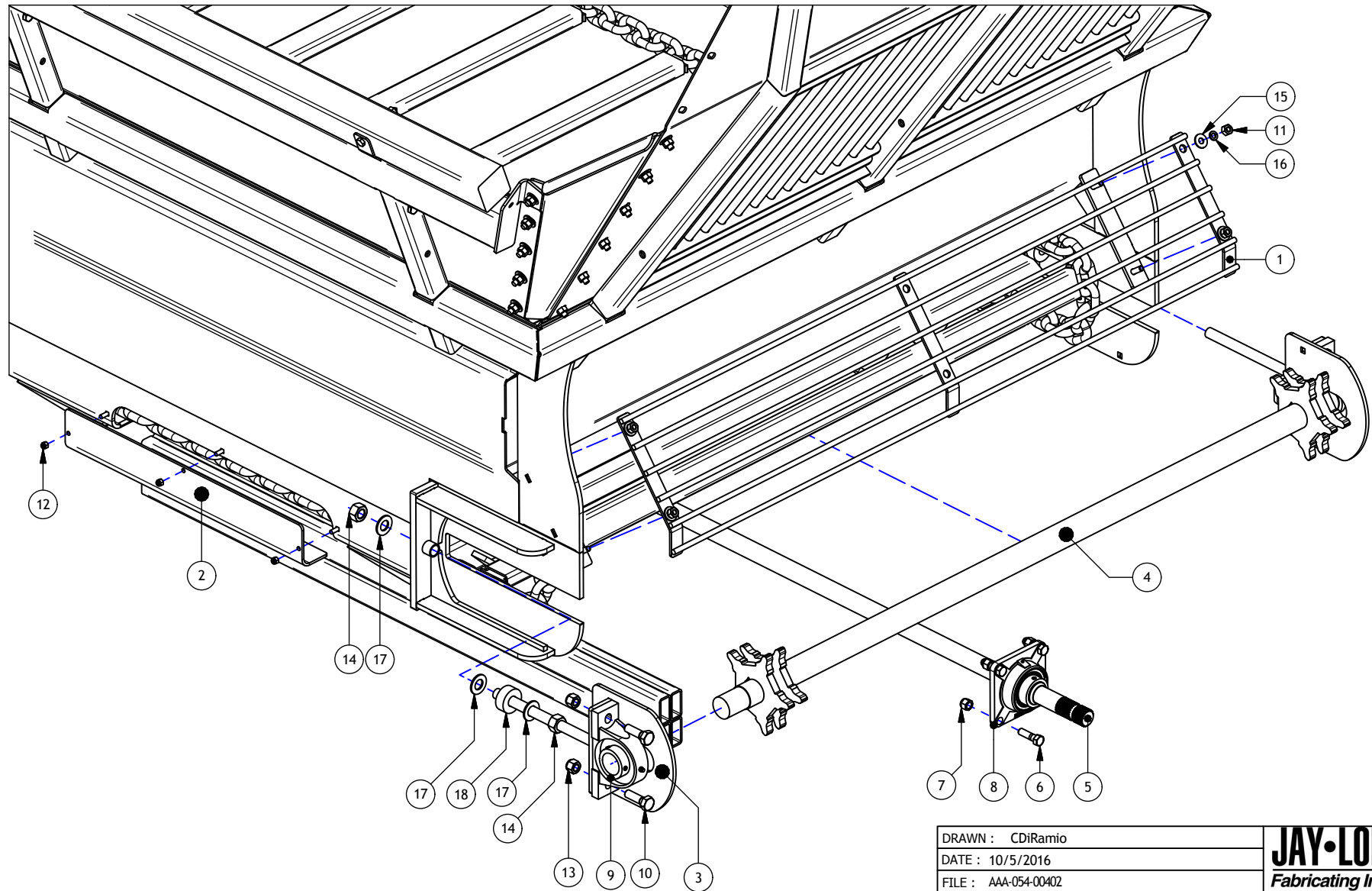
DRAWN : CDiRamio	<b>JAY-LOR</b> Fabricating Inc	TOLERANCES (UNLESS SPECIFIED OTHERWISE)
DATE : 10/5/2016		FRACTIONAL ± 1/16"
FILE : AAA-054-00401		DEC X.X ± 0.1"
TITLE : HD SPREADER FRONT END COMPONENTS		DEC X.XX ± 0.06"
		DEC X.XXX ± 0.031"
		ANGULAR ± 0.5°
PRINT DATE: 1/15/2018	SHEET 1 OF 1	
CONFIDENTIAL: THESE DRAWINGS AND COPIES THEREOF REMAIN THE PROPERTY OF JAY-LOR FABRICATING INC. ANY PERSON FOUND UNLAWFULLY USING, DISTRIBUTING, OR IN POSSESSION OF THE ABOVE WILL BE PROSECUTED		

## **H. DRIVELINE**



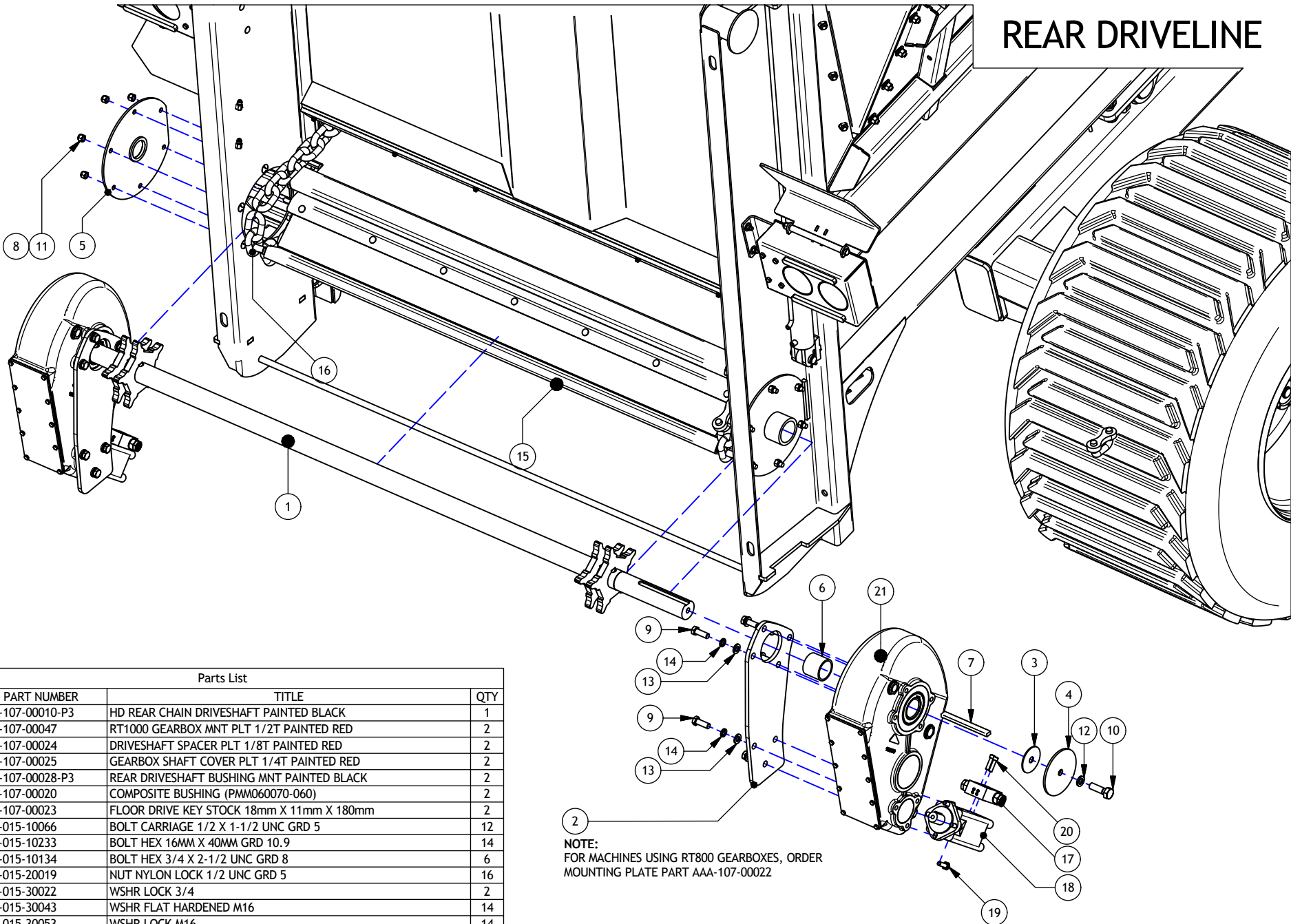
Parts List				Parts List			
ITEM	PART NUMBER	TITLE	QTY	ITEM	PART NUMBER	TITLE	QTY
1	AAA-101-00252	HD FRONT CHAIN SHIELD PAINTED RED	1	10	AAB-015-10134	BOLT HEX 3/4 X 2-1/2 UNC GRD 8	4
2	AAA-101-00292	SPREADER CHAIN ACCESS PLATE 1/4T PAINTED RED	2	11	AAB-015-20011	NUT HEX 1/2 UNC GRD 5	4
3	AAA-107-00017	SPREADER SLACK ADJUST PAINTED RED	2	12	AAB-015-20012	NUT HEX 3/8 LOCK NYLON GRD 2	6
4	AAA-107-00026-P3	HD FRONT CHAIN DRIVESHAFT PAINTED BLACK	1	13	AAB-015-20016	NUT HEX LOCK NYLON 3/4 UNC GRD 8	4
5	AAA-107-00029-P3	HD SPREADER CENTER DRIVESHAFT PAINTED BLACK	1	14	AAB-015-20021	NUT HEX 1 UNC GRD 8	4
6	AAB-015-10119	BOLT HEX 5/8 X 2.25 UNC GRD 5	16	15	AAB-015-30013	WSHR FLAT 1/2 USS	4
7	AAB-015-20015	NUT HEX 5/8 LOCK NYLON GRD 8	16	16	AAB-015-30018	WSHR LOCK 1/2	4
8	AAA-107-00051-P3	2.25IN ID BEARING 4 BOLT FLANGE PAINTED	4	17	AAB-015-30051	WSHR FLAT 1 IN HARDENED	6
9	AAA-107-00050-P3	2-1/4" PILLOW BLOCK BEARING PAINTED	2	18	AAB-107-00133	RUBBER ABSORBER 2-1/2 OD x 1-1/16ID x 1T 80 DUROMETER	2

# FRONT DRIVELINE



DRAWN : CDiRamio		TOLERANCES (UNLESS SPECIFIED OTHERWISE)
DATE : 10/5/2016		FRACTIONAL ± 1/16"
FILE : AAA-054-00402		DEC X.X ± 0.1"
TITLE : HD SPREADER FRONT DRIVELINE		DEC X.XX ± 0.06"
PRINT DATE: 1/24/2017	SHEET 1 OF 1	DEC X.XXX ± 0.031"
<small>CONFIDENTIAL: THESE DRAWINGS AND COPIES THEREOF REMAIN THE PROPERTY OF JAY-LOR FABRICATING INC. ANY PERSON FOUND UNLAWFULLY USING, DISTRIBUTING, OR IN POSSESSION OF THE ABOVE WILL BE PROSECUTED.</small>		

# REAR DRIVELINE



Parts List

ITEM	PART NUMBER	TITLE	QTY
1	AAA-107-00010-P3	HD REAR CHAIN DRIVESHAFT PAINTED BLACK	1
2	AAA-107-00047	RT1000 GEARBOX MNT PLT 1/2T PAINTED RED	2
3	AAA-107-00024	DRIVESHAFT SPACER PLT 1/8T PAINTED RED	2
4	AAA-107-00025	GEARBOX SHAFT COVER PLT 1/4T PAINTED RED	2
5	AAA-107-00028-P3	REAR DRIVESHAFT BUSHING MNT PAINTED BLACK	2
6	AAB-107-00020	COMPOSITE BUSHING (PMM060070-060)	2
7	AAB-107-00023	FLOOR DRIVE KEY STOCK 18mm X 11mm X 180mm	2
8	AAB-015-10066	BOLT CARRIAGE 1/2 X 1-1/2 UNC GRD 5	12
9	AAB-015-10233	BOLT HEX 16MM X 40MM GRD 10.9	14
10	AAB-015-10134	BOLT HEX 3/4 X 2-1/2 UNC GRD 8	6
11	AAB-015-20019	NUT NYLON LOCK 1/2 UNC GRD 5	16
12	AAB-015-30022	WSHR LOCK 3/4	2
13	AAB-015-30043	WSHR FLAT HARDENED M16	14
14	AAB-015-30053	WSHR LOCK M16	14
15	AAA-107-00006	FLOOR SLAT 3 X 1-1/2 X 3/16 X 70L (AAB-017-40040) ZINC COATED	42
16	AAA-107-00001	SPREADER CONVEYOR CHAIN WELDMENT	2
17	AAA-109-00080-P3	HYDRAULIC MOTOR CROSS OVER RELIEF VALVE	2
18	AAB-109-00003	250cc HYD MOTOR FOR RT800 - 32mm SHAFT - O RING PORTS	2
19	AAB-015-10235	BOLT HEX M12 X 40 GRADE 8.8	6
20	AAA-015-10236	BOLT SHCS 3/8-16 X 1-1/2	4
21	AAA-107-00052-P3	RT1000 GEARBOX	2

**NOTE:**  
FOR MACHINES USING RT800 GEARBOXES, ORDER MOUNTING PLATE PART AAA-107-00022

DRAWN : CDiRamio

DATE : 10/5/2016

FILE : AAA-054-00403

TITLE : HD SPREADER REAR DRIVELINE

PRINT DATE: 12/22/2016

**JAY-LOR**  
Fabricating Inc

TOLERANCES (UNLESS SPECIFIED OTHERWISE)  
FRACTIONAL ± 1/16"  
DEC XXX ± 0.1"  
DEC XXXX ± 0.06"  
DEC XXXX ± 0.031"  
ANGULAR ± 0.5°

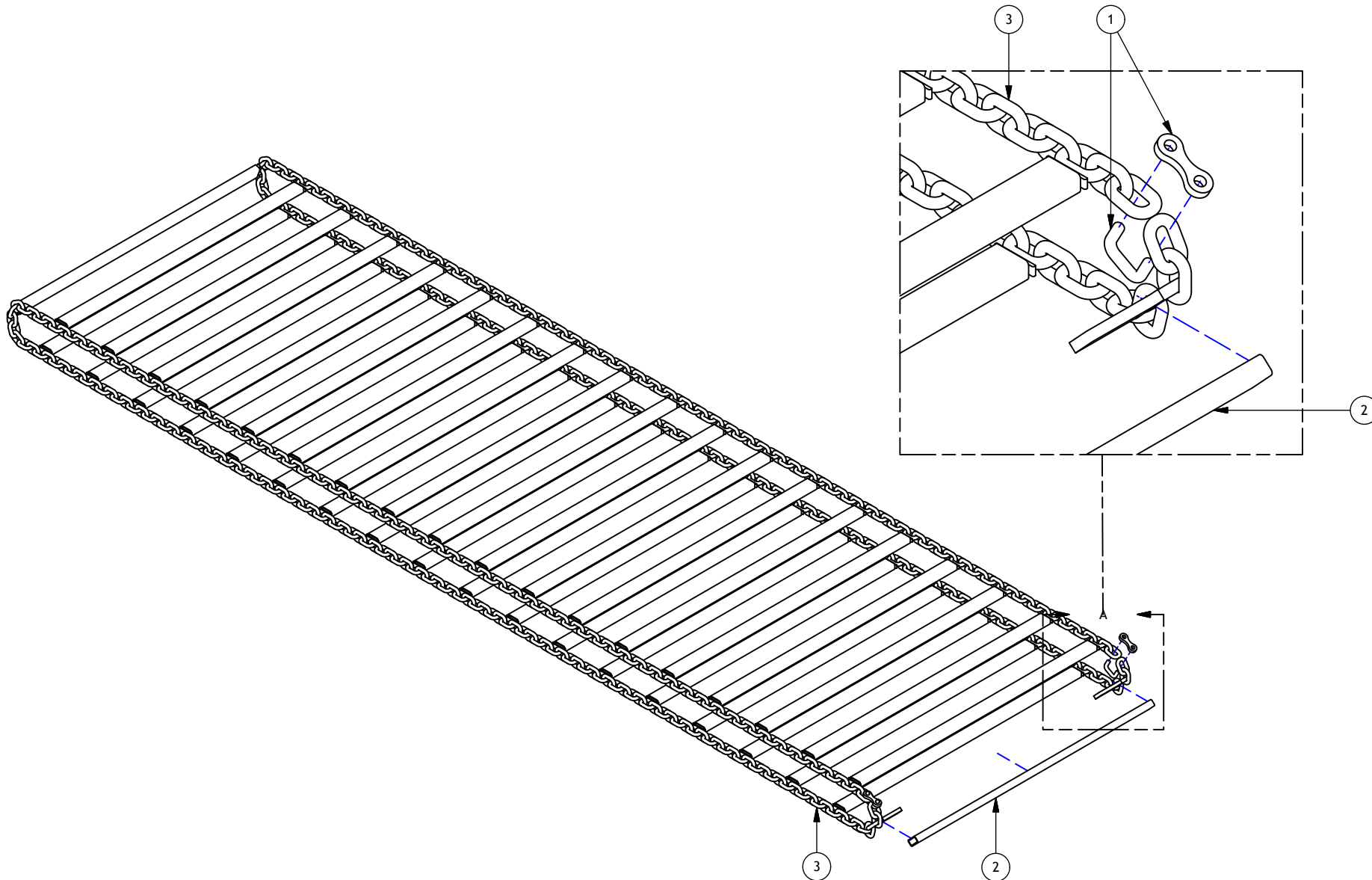
SHEET 1 OF 1

CONFIDENTIAL: THESE DRAWINGS AND COPIES THEREOF REMAIN THE PROPERTY OF JAY-LOR FABRICATING INC. ANY PERSON FOUND UNLAWFULLY USING, DISTRIBUTING, OR IN POSSESSION OF THE ABOVE WILL BE PROSECUTED

Parts List

ITEM	PART NUMBER	TITLE	QTY
1	AAA-107-00003	3/4 IN CHAIN MASTER LINK KIT (2 LINKS PER KIT)	1
2	AAA-107-00006	FLOOR SLAT 3 X 1-1/2 X 3/16 X 70L ZINC COATED	42
3	AAA-107-00001	SPREADER CONVEYOR CHAIN WELDMENT	2

# CHAIN COMPONENTS



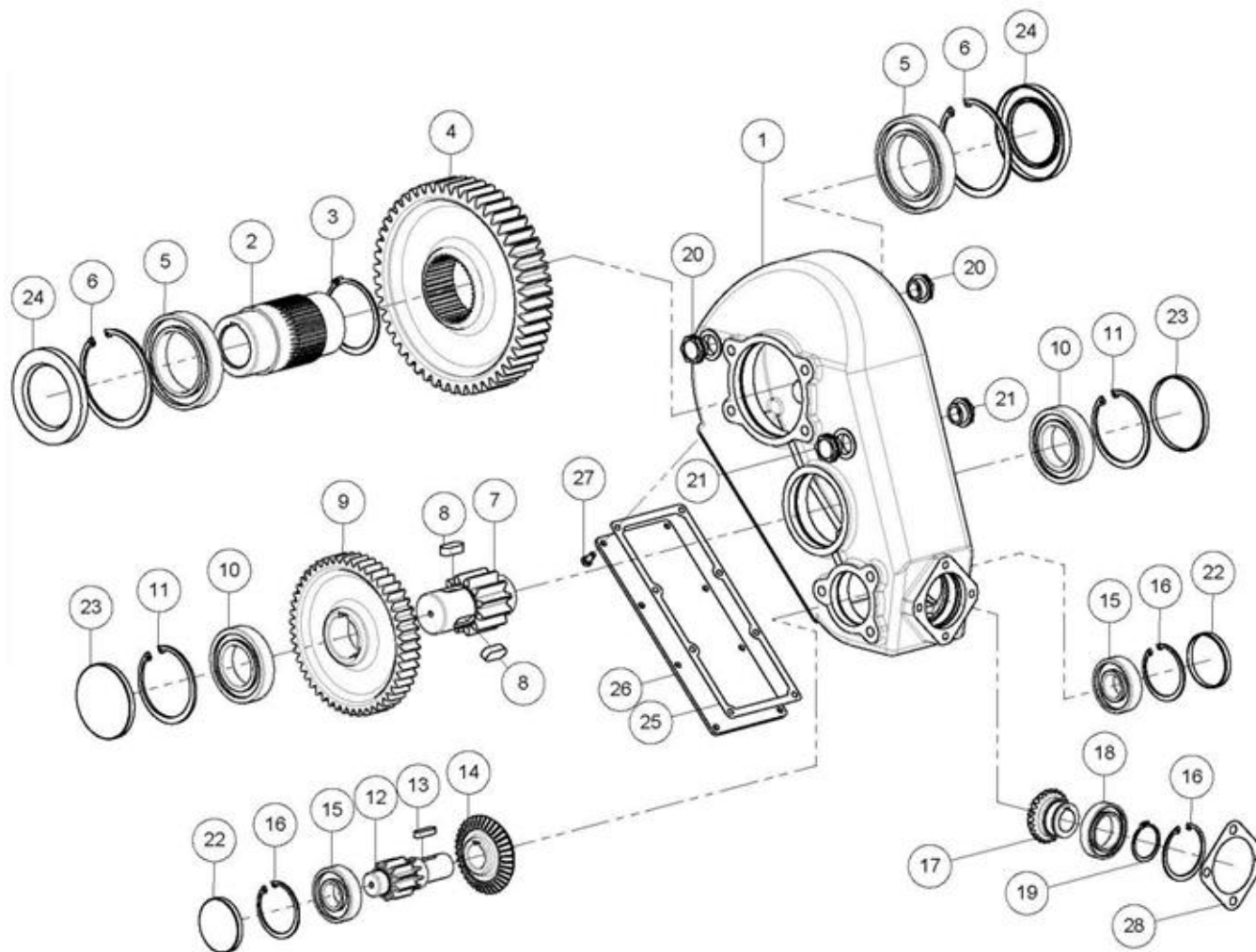
DRAWN : CDiRamio	<b>JAY-LOR</b> Fabricating Inc	TOLERANCES (UNLESS SPECIFIED OTHERWISE)
DATE : 12/22/2016		FRACTIONAL ± 1/16"
FILE : AAA-054-00425		DEC X.X ± 0.1"
TITLE : HD SPREADER CHAIN COMPONENTS		DEC X.XX ± 0.06"
		DEC X.XXX ± 0.031"
		ANGULAR ± 0.5°
PRINT DATE: 1/27/2017	SHEET 1 OF 1	
CONFIDENTIAL: THESE DRAWINGS AND COPIES THEREOF REMAIN THE PROPERTY OF JAY-LOR FABRICATING INC. ANY PERSON FOUND UNLAWFULLY USING, DISTRIBUTING, OR IN POSSESSION OF THE ABOVE WILL BE PROSECUTED		

Parts List

ITEM	PART NUMBER	DESCRIPTION	QTY
N/A	AAB-107-00004	RT800 GEARBOX (ENTIRE ASSEMBLY)	1
1	AAB-107-00102	RT800 HOUSING	1
2	AAB-107-00093	HUB Ø60	1
3	AAB-107-00105	SNAP RING E 100	1
4	AAB-107-00121	SPROCKET Z=50	1
5	AAB-107-00072	BEARING 6018	2
6	AAB-107-00111	SNAP RING I 140	2
7	AAB-107-00128	TRANSMISSION SPROCKET Z = 12	1
8	AAB-107-00097	KEY 18X11X40	2
9	AAB-107-00125	TOOTHED WHEEL Z = 50	1
10	AAB-107-00075	BEARING 6212	2
11	AAB-107-00109	SNAP RING I 110	2
12	AAB-107-00126	TRANSMISSION SPROCKET Z = 10	1
13	AAB-107-00095	KEY 10X8X40	1
14	AAB-107-00078	BEVEL GEAR Z = 38	1
15	AAB-107-00077	BEARING 6307	2
16	AAB-107-00114	SNAP RING I 80	3
17	AAB-107-00120	SPROCKET Z=25 Ø32	1
18	AAB-107-00070	BEARING 6010	1
19	AAB-107-00107	SNAP RING E 50	1
20	AAB-107-00130	VENT PLUG Ø1"DIA.	2
21	AAB-107-00099	OIL LVL. INDICATOR Ø1"DIA.	2
22	AAB-107-00083	CAP Ø80 SP.10	2
23	AAB-107-00081	CAP Ø110 SP.10	2
24	AAB-107-00124	TENSION RING 90/140/13	2
25	AAB-107-00089	GASKET - COVER	1
26	AAB-107-00086	COVER - HOUSING	1
27	AAB-107-00103	SCREW TE M8X16-8G	8
28	AAB-107-00090	GASKET - MOTOR	1

# RT800 GEARBOX

(MACHINE SERIAL # 23301 AND LOWER)



DRAWN : CDiRamio

DATE : 6/14/2016

FILE : AAA-054-00381

TITLE : RT800 GEARBOX

PRINT DATE: 12/22/2016

**JAY-LOR**  
Fabricating Inc

TOLERANCES (UNLESS SPECIFIED OTHERWISE)  
 FRACTIONAL ± 1/16"  
 DEC X.X ± 0.1"  
 DEC X.XX ± 0.06"  
 DEC X.XXX ± 0.031"  
 ANGULAR ± 0.5°

SHEET 1 OF 1

CONFIDENTIAL: THESE DRAWINGS AND COPIES THEREOF REMAIN THE PROPERTY OF JAY-LOR FABRICATING INC. ANY PERSON FOUND UNLAWFULLY USING, DISTRIBUTING, OR IN POSSESSION OF THE ABOVE WILL BE PROSECUTED

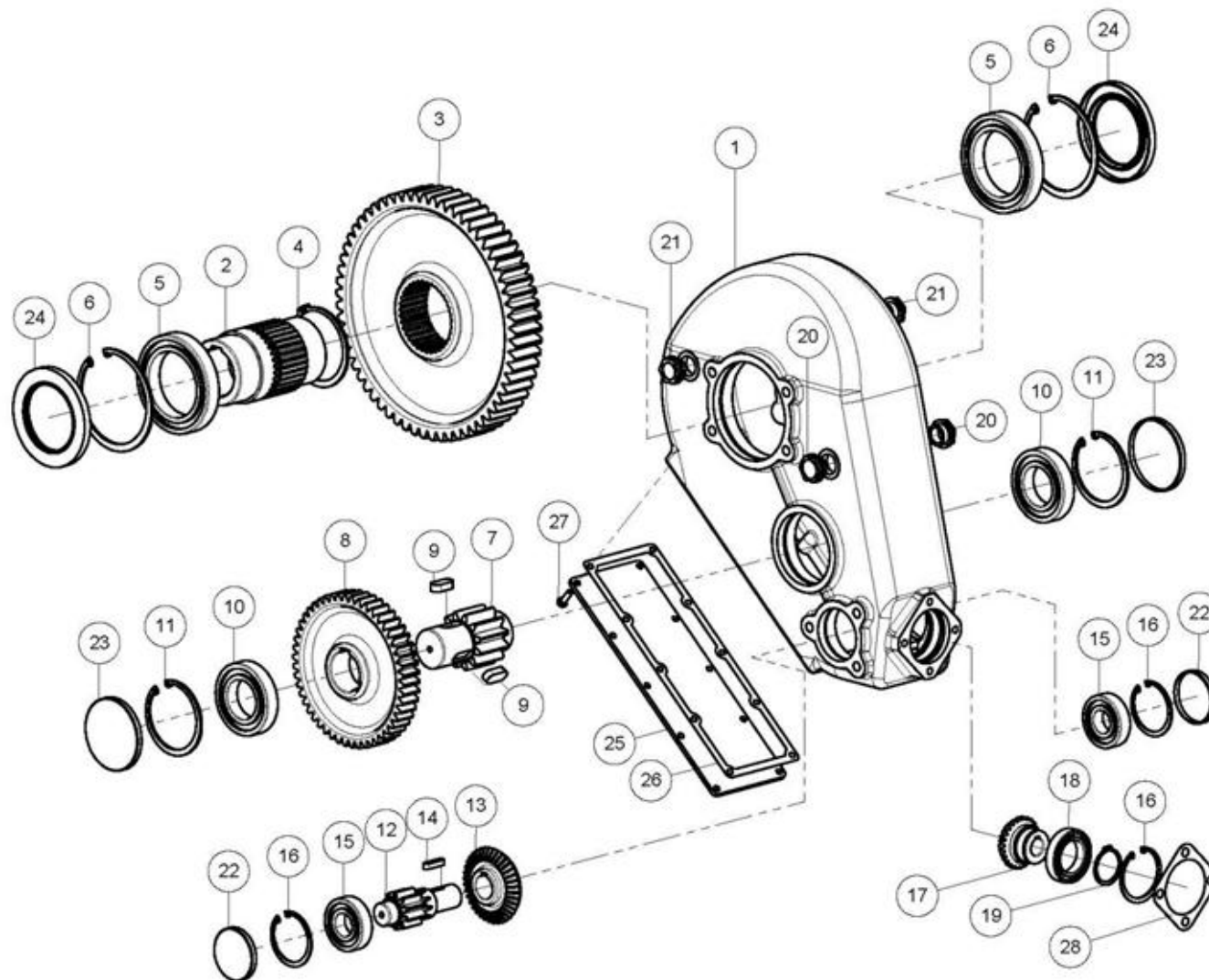


Parts List

ITEM	PART NUMBER	DESCRIPTION	QTY
N/A	AAA-107-00052-P3	RT1000 GEARBOX (ENTIRE ASSEMBLY)	1
1	AAB-107-00100	RT1000 HOUSING	1
2	AAB-107-00094	HUB Ø70	1
3	AAB-107-00118	SPROCKET Z = 61	1
4	AAB-107-00106	SNAP RING E 110	1
5	AAB-107-00073	BEARING 6020	2
6	AAB-107-00112	SNAP RING I 150	2
7	AAB-107-00128	TRANSMISSION SPROCKET Z = 12	1
8	AAB-107-00125	TOOTHED WHEEL Z = 50	1
9	AAB-107-00097	KEY 18X11X40	2
10	AAB-107-00075	BEARING 6212	2
11	AAB-107-00109	SNAP RING I 110	2
12	AAB-107-00126	TRANSMISSION SPROCKET Z = 10	1
13	AAB-107-00078	BEVEL GEAR Z = 38	1
14	AAB-107-00095	KEY 10X8X40	1
15	AAB-107-00077	BEARING 6307	2
16	AAB-107-00114	SNAP RING I 80	3
17	AAB-107-00080	BEVEL SPROCKET Z = 25	1
18	AAB-107-00070	BEARING 6010	1
19	AAB-107-00107	SNAP RING E 50	1
20	AAB-107-00140	OIL LVL. INDICATOR Ø1/2"DIA.	2
21	AAB-107-00130	VENT PLUG Ø1"DIA.	2
22	AAB-107-00083	CAP Ø80 SP.10	2
23	AAB-107-00081	CAP Ø110 SP.10	2
24	AAB-107-00122	TENSION RING 100X150X12-DL	2
25	AAB-107-00084	COVER - HOUSING	1
26	AAB-107-00087	GASKET - COVER	1
27	AAB-107-00104	SCREW TE M8X25 Z.B.	10
28	AAB-107-00090	GASKET - MOTOR	1

# RT1000 GEARBOX

(MACHINE SERIAL # 23302 AND HIGHER)



DRAWN : CDiRamio

DATE : 6/14/2016

FILE : AAA-054-00382

TITLE : RT1000 GEARBOX

PRINT DATE: 10/18/2017

**JAY-LOR**  
Fabricating Inc

TOLERANCES (UNLESS SPECIFIED OTHERWISE)  
FRACTIONAL ± 1/16"  
DEC X.X ± 0.1"  
DEC X.XX ± 0.06"  
DEC X.XXX ± 0.031"  
ANGULAR ± 0.5°

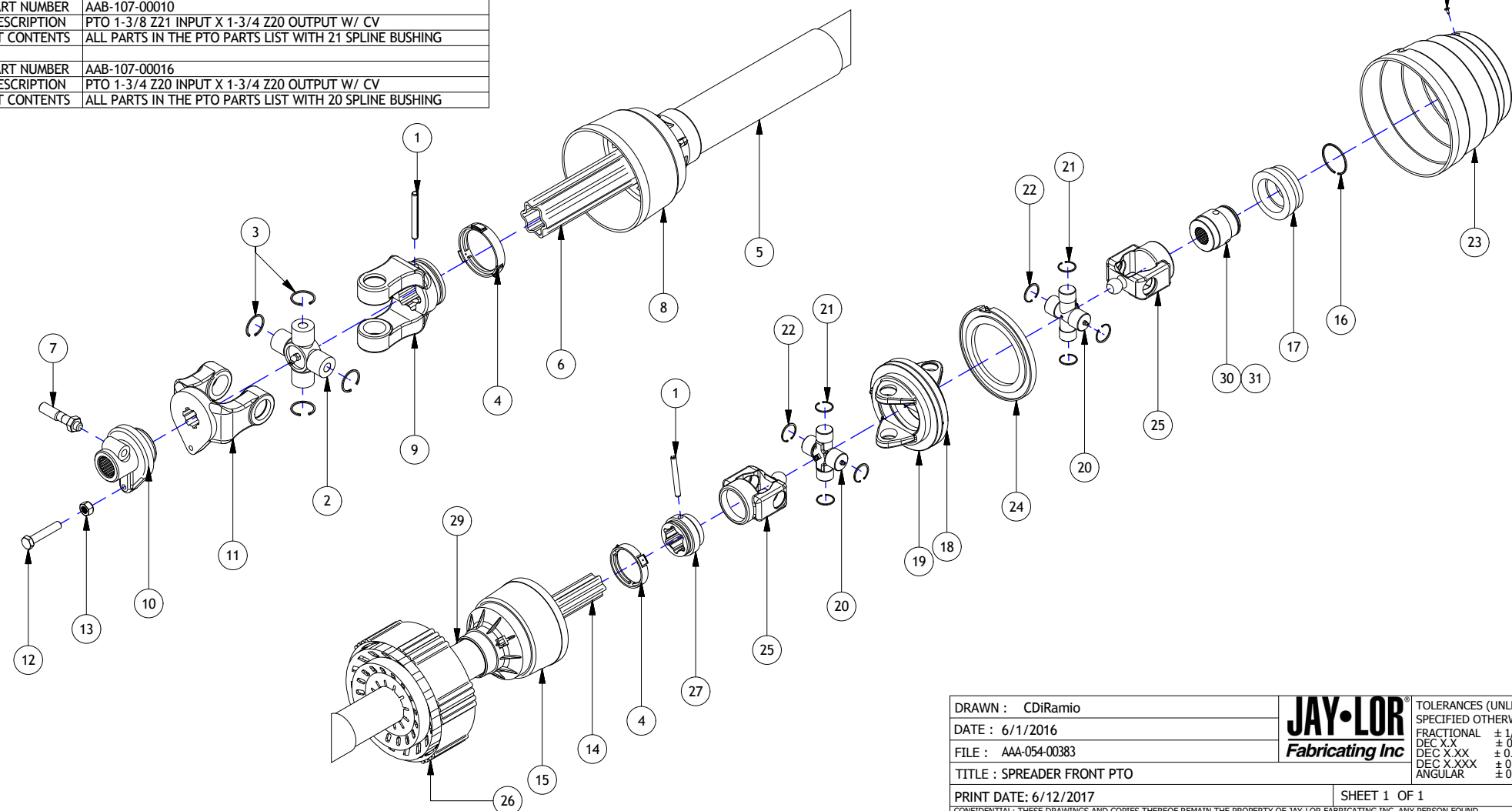
SHEET 1 OF 1

CONFIDENTIAL: THESE DRAWINGS AND COPIES THEREOF REMAIN THE PROPERTY OF JAY-LOR FABRICATING INC. ANY PERSON FOUND UNLAWFULLY USING, DISTRIBUTING, OR IN POSSESSION OF THE ABOVE WILL BE PROSECUTED

Parts List				Parts List			
ITEM	PART NUMBER	TITLE	QTY	ITEM	PART NUMBER	TITLE	QTY
1	AAB-107-00031	SPRING PIN 10mm X 85mm	2	17	AAB-107-00038	PTO YOKE COLLAR	1
2	AAB-107-00033	PTO CROSS (1.378IN DIA ENDS)	1	18	AAB-107-00041	625 FEMALE PLATE	1
3	AAB-107-00034	INTERIOR SNAP RING ( 1-3/8 ID )	4	19	AAB-107-00042	625 MALE PLATE	1
4	AAB-107-00036	RETAINING RING 3.11IN	2	20	AAB-107-00044	PTO CROSS (32mm & 36mm DIA ENDS)	2
5	AAB-107-00039	PTO TUBE ( 3 X 13-1/4 )	1	21	AAB-107-00047	INTERIOR SNAP RING ( 32mm )	4
6	AAB-107-00046	PTO DRIVESHAFT TUBE S5 500mm	1	22	AAB-107-00048	INTERIOR SNAP RING ( 36mm )	4
7	AAB-107-00049	PTO SHEAR PIN & NUT	1	23	AAB-107-00051	PTO HOOD	1
8	AAB-107-00050	PTO CONE (3.15IN COLLAR ID)	1	24	AAB-107-00053	RETAINING RING WITH GREASE ZERK	1
9	AAB-107-00056	PTO INNER YOKE	1	25	AAB-107-00055	OVERRUN CLUTCH YOKE	2
10	AAB-107-00060	PTO OUTER YOKE BODY 20 SPLINE	1	26	AAB-107-00058	PTO GUARD	1
11	AAB-107-00061	PTO OUTER YOKE FORKS	1	27	AAB-107-00059	PTO INNER YOKE SLEEVE	1
12	AAB-015-10221	BOLT SHEAR HEX M12X1.5 70MM GRD 8.8	1	28	AAB-107-00063	SET SCREW	1
13	AAB-015-20067	HEX NUT NYLON M12 X 1.5	1	29	AAB-107-00065	PTO TUBE (2-3/4 X 15-3/4)	1
14	AAB-107-00032	PTO DRIVESHAFT TUBE S4 500mm	1	30	AAB-107-00067	21 SPLINE BUSHING	1
15	AAB-107-00035	PTO CONE (2.95IN COLLAR ID)	1	31	AAB-107-00040	20 SPLINE BUSHING	1
16	AAB-107-00037	LOCKING RING	1				

Kit List	
PART NUMBER	AAB-107-00010
DESCRIPTION	PTO 1-3/8 Z21 INPUT X 1-3/4 Z20 OUTPUT W/ CV
KIT CONTENTS	ALL PARTS IN THE PTO PARTS LIST WITH 21 SPLINE BUSHING
PART NUMBER	AAB-107-00016
DESCRIPTION	PTO 1-3/4 Z20 INPUT X 1-3/4 Z20 OUTPUT W/ CV
KIT CONTENTS	ALL PARTS IN THE PTO PARTS LIST WITH 20 SPLINE BUSHING

# FRONT PTO



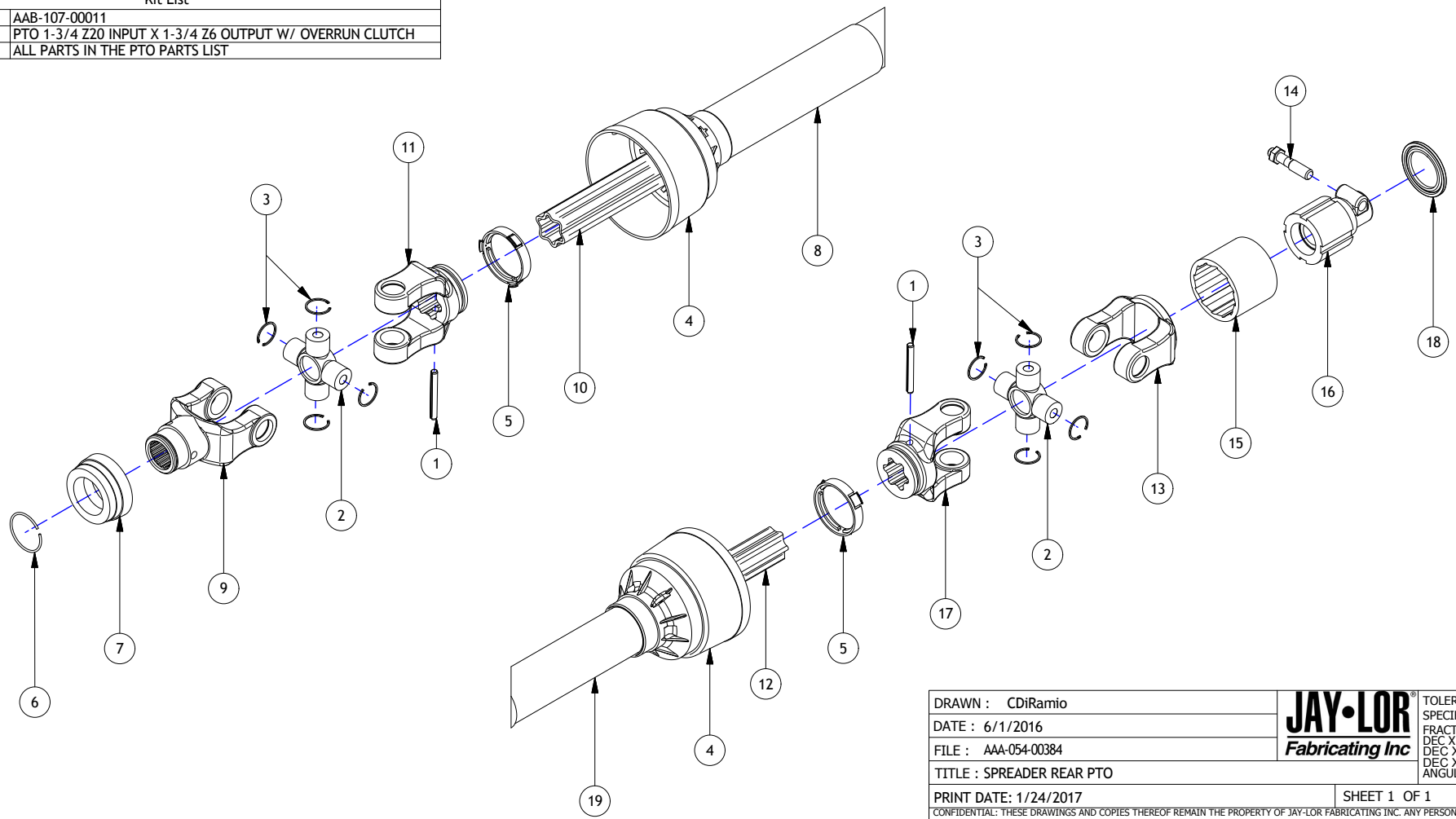
DRAWN : CDiRamio		TOLERANCES (UNLESS SPECIFIED OTHERWISE)
DATE : 6/1/2016		FRACTIONAL ± 1/16"
FILE : AAA-054-00383		DEC X.X ± 0.1"
TITLE : SPREADER FRONT PTO		DEC X.XXX ± 0.06" ANGULAR ± 0.5°
PRINT DATE: 6/12/2017	SHEET 1 OF 1	CONFIDENTIAL: THESE DRAWINGS AND COPIES THEREOF REMAIN THE PROPERTY OF JAY-LOR FABRICATING INC. ANY PERSON FOUND UNLAWFULLY USING, DISTRIBUTING, OR IN POSSESSION OF THE ABOVE WILL BE PROSECUTED

Parts List			
ITEM	PART NUMBER	TITLE	QTY
1	AAB-107-00031	SPRING PIN 10mm X 85mm	2
2	AAB-107-00033	PTO CROSS (1.378IN DIA ENDS)	2
3	AAB-107-00034	INTERIOR SNAP RING ( 1-3/8 ID )	8
4	AAB-107-00035	PTO CONE (2.95IN COLLAR ID)	2
5	AAB-107-00036	RETAINING RING 3.11IN	2
6	AAB-107-00037	LOCKING RING	1
7	AAB-107-00038	PTO YOKE COLLAR	1
8	AAB-107-00039	PTO TUBE (3 X 13-1/4)	1
9	AAB-107-00043	PTO OUTER YOKE	1
10	AAB-107-00046	PTO DRIVESHAFT TUBE S5 500mm	1
11	AAB-107-00056	PTO INNER YOKE	1
12	AAB-107-00032	PTO DRIVESHAFT TUBE S4 500mm	1
13	AAB-107-00045	PTO OUTER YOKE FORKS	1
14	AAB-107-00049	PTO SHEAR PIN & NUT	1
15	AAB-107-00052	PTO OUTER YOKE HOUSING	1
16	AAB-107-00054	PTO OUTER YOKE BODY	1
17	AAB-107-00057	PTO INNER YOKE	1
18	AAB-107-00062	PTO OUTER YOKE RETENTION RING	1
19	AAB-107-00066	PTO TUBE (2.9 X 15-3/4)	1

# REAR PTO



Kit List	
PART NUMBER	AAB-107-00011
DESCRIPTION	PTO 1-3/4 Z20 INPUT X 1-3/4 Z6 OUTPUT W/ OVERRUN CLUTCH
KIT CONTENTS	ALL PARTS IN THE PTO PARTS LIST



DRAWN : CDiRamio		TOLERANCES (UNLESS SPECIFIED OTHERWISE)
DATE : 6/1/2016		FRACTIONAL ± 1/16"
FILE : AAA-054-00384		DEC X.X ± 0.1"
TITLE : SPREADER REAR PTO		DEC X.XX ± 0.06"
PRINT DATE: 1/24/2017	SHEET 1 OF 1	DEC X.XXX ± 0.031"
<small>CONFIDENTIAL: THESE DRAWINGS AND COPIES THEREOF REMAIN THE PROPERTY OF JAY-LOR FABRICATING INC. ANY PERSON FOUND UNLAWFULLY USING, DISTRIBUTING, OR IN POSSESSION OF THE ABOVE WILL BE PROSECUTED</small>		

**I. REAR END**



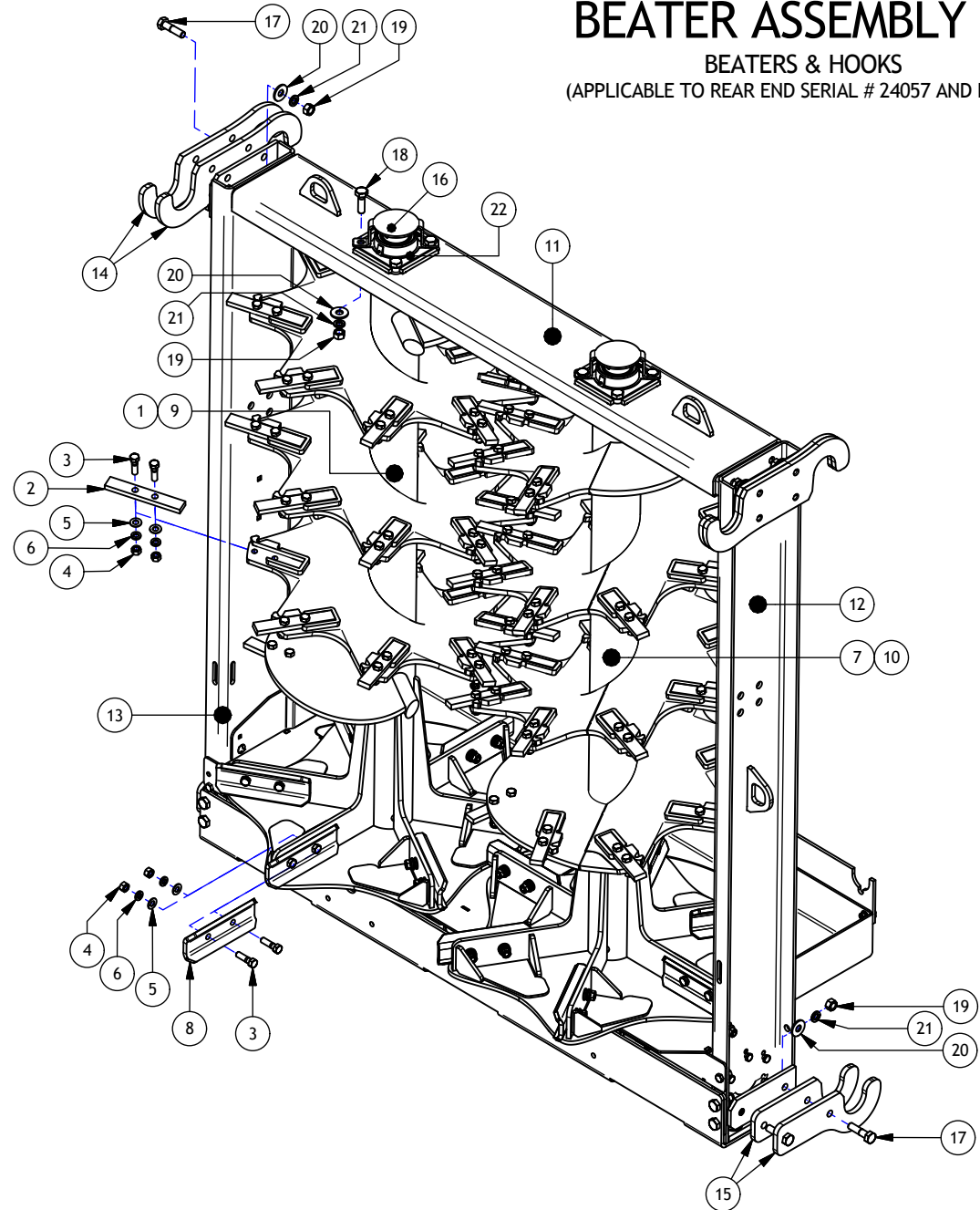
Parts List

ITEM	PART NUMBER	TITLE	QTY
1	AAA-105-0002-P3	STD DUTY CCW/RIGHT BEATER **PARTS ORDER**	1
2	AAA-105-00051	NARROW STYLE BEATER TOOTH 5/8T AR	52
3	AAB-015-10119	BOLT HEX 5/8 X 2.25 UNC GRD 5	128
4	AAB-015-20013	NUT HEX 5/8 UNC GRD 5	128
5	AAB-015-30008	WSHR FLAT 5/8 SAE	128
6	AAB-015-30019	WSHR LOCK 5/8	128
7	AAA-105-00003-P3	STD DUTY CW/LEFT BEATER **PARTS ORDER**	1
8	AAA-105-00009-P3	BEATER SCOOP **PARTS ORDER**	12
9	AAA-105-00021-P3	HD CCW/RIGHT FLEX DRIVE AR400 BEATER **PARTS ORDER**	1
10	AAA-105-00022-P3	HD CW/LEFT FLEX DRIVE AR400 BEATER **PARTS ORDER**	1
11	AAA-106-00018-P3	REAR END TOP FRAME **PARTS ORDER**	1
12	AAA-106-00025-P3	REAR END RTH SUPT POST **PARTS ORDER**	1
13	AAA-106-00026-P3	REAR END LTH SUPT POST **PARTS ORDER**	1
14	AAA-106-00029-P3	REAR END TOP HOOK **PARTS ORDER**	4
15	AAA-106-00032-P3	REAR END BOTTOM HOOK **PARTS ORDER**	4
16	AAA-106-00034-P3	REAR END BEARING CAP **PARTS ORDER**	2
17	AAB-015-10079	BOLT HEX 3/4 X 3 UNC GRD 5	12
18	AAB-015-10134	BOLT HEX 3/4 X 2-1/2 UNC GRD 8	8
19	AAB-015-20023	NUT HEX 3/4 UNC GRD 5	32
20	AAB-015-30015	WSHR FLAT 3/4 USS	32
21	AAB-015-30022	WSHR LOCK 3/4	32
22	AAB-105-00007	2.25IN ID BEARING 4 BOLT FLANGE	2

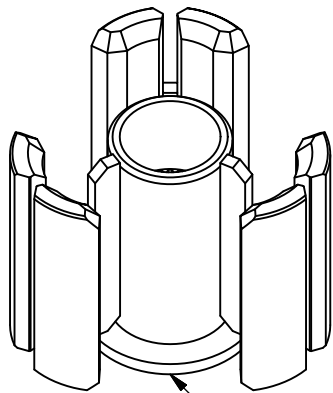
# BEATER ASSEMBLY V1

## BEATERS & HOOKS

(APPLICABLE TO REAR END SERIAL # 24057 AND LOWER)



### FLEX DRIVE INSERT



AAA-105-00037  
FLEX DRIVE INSERT BTM RING 3/8T (TRI-MAN-000880)

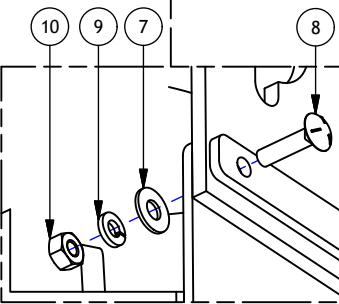
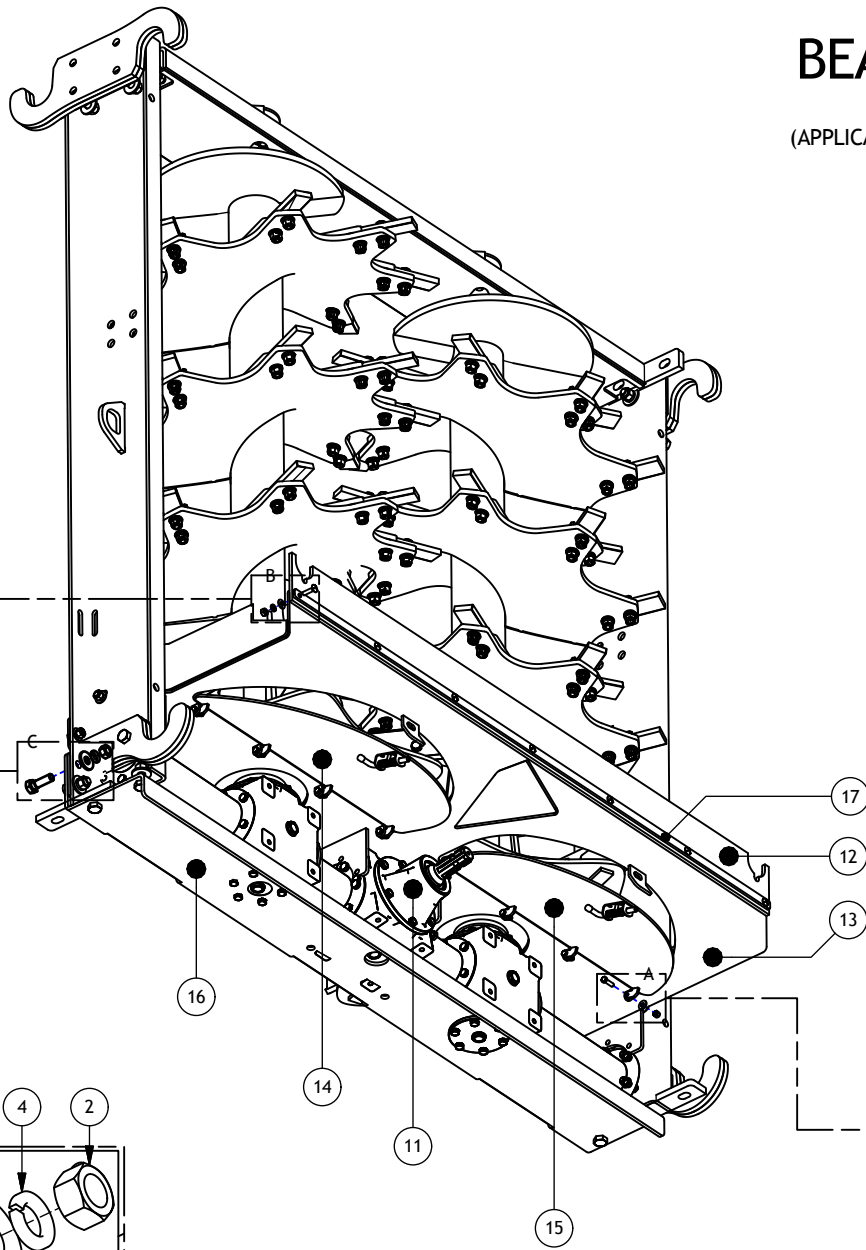
DRAWN : CDiRamio	<b>JAY-LOR</b> Fabricating Inc	TOLERANCES (UNLESS SPECIFIED OTHERWISE)
DATE : 9/23/2016		FRACTIONAL ± 1/16"
FILE : AAA-054-00385		DEC X.X ± 0.1"
TITLE : BEATER ASSEMBLY V1 - BEATERS & HOOKS		DEC X.XX ± 0.06"
		DEC X.XXX ± 0.031"
		ANGULAR ± 0.5°
PRINT DATE: 2/16/2017	SHEET 1 OF 1	
CONFIDENTIAL: THESE DRAWINGS AND COPIES THEREOF REMAIN THE PROPERTY OF JAY-LOR FABRICATING INC. ANY PERSON FOUND UNLAWFULLY USING, DISTRIBUTING, OR IN POSSESSION OF THE ABOVE WILL BE PROSECUTED		

Parts List			
ITEM	PART NUMBER	TITLE	QTY
1	AAB-015-10134	BOLT HEX 3/4 X 2-1/2 UNC GRD 8	20
2	AAB-015-20023	NUT HEX 3/4 UNC GRD 5	20
3	AAB-015-30015	WSHR FLAT 3/4 USS	20
4	AAB-015-30022	WSHR LOCK 3/4	20
5	AAB-015-10111	BOLT HEX 3/8 X 1-1/4 UNC GRD 5	8
6	AAB-015-20012	NUT HEX 3/8 LOCK NYLON GRD 2	8
7	AAB-015-30012	WSHR FLAT 3/8 USS	15
8	AAB-015-10061	BOLT CARRIAGE 3/8 X 1-1/2 UNC GRD 5	7
9	AAB-015-30017	WSHR LOCK 3/8	7
10	AAB-015-20017	NUT HEX 3/8 UNC GRD 2	7
11	AAB-105-00005	GRAZIOLI GEARBOX BEATER DRIVE	1
12	AAB-107-00015	HD SPREADER RUBR FLAP 3/8T	1
13	AAA-106-00001-P3	REAR END BOTTOM TRAY **PARTS ORDER**	1
14	AAA-106-00010-P3	REAR END LTH TRAY DOOR **PARTS ORDER**	1
15	AAA-106-00014-P3	REAR END RTH TRAY DOOR **PARTS ORDER**	1

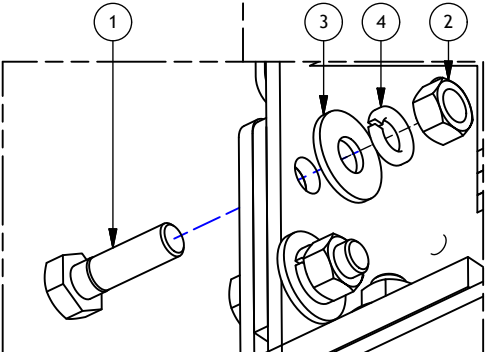
# BEATER ASSEMBLY V1

## GEARBOX & SHIELDS

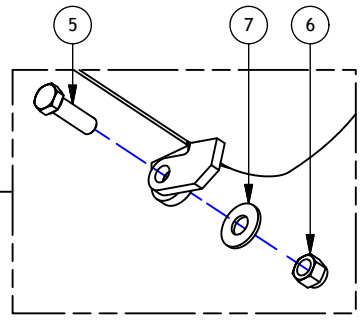
(APPLICABLE TO REAR END SERIAL # 24057 AND LOWER)



RUBBER FLAP HARDWARE



GEARBOX SUPPORT HARDWARE



TRAY DOOR HARDWARE

DRAWN : CDiRamio		TOLERANCES (UNLESS SPECIFIED OTHERWISE)
DATE : 9/23/2016		FRACTIONAL ± 1/16"
FILE : AAA-054-00386		DEC X.X ± 0.1"
TITLE : BEATER ASSEMBLY V1 - GRBX & SHIELDS		DEC X.XX ± 0.06"
PRINT DATE: 1/24/2017	SHEET 1 OF 1	DEC X.XXX ± 0.031"
<small>CONFIDENTIAL: THESE DRAWINGS AND COPIES THEREOF REMAIN THE PROPERTY OF JAY-LOR FABRICATING INC. ANY PERSON FOUND UNLAWFULLY USING, DISTRIBUTING, OR IN POSSESSION OF THE ABOVE WILL BE PROSECUTED.</small>		

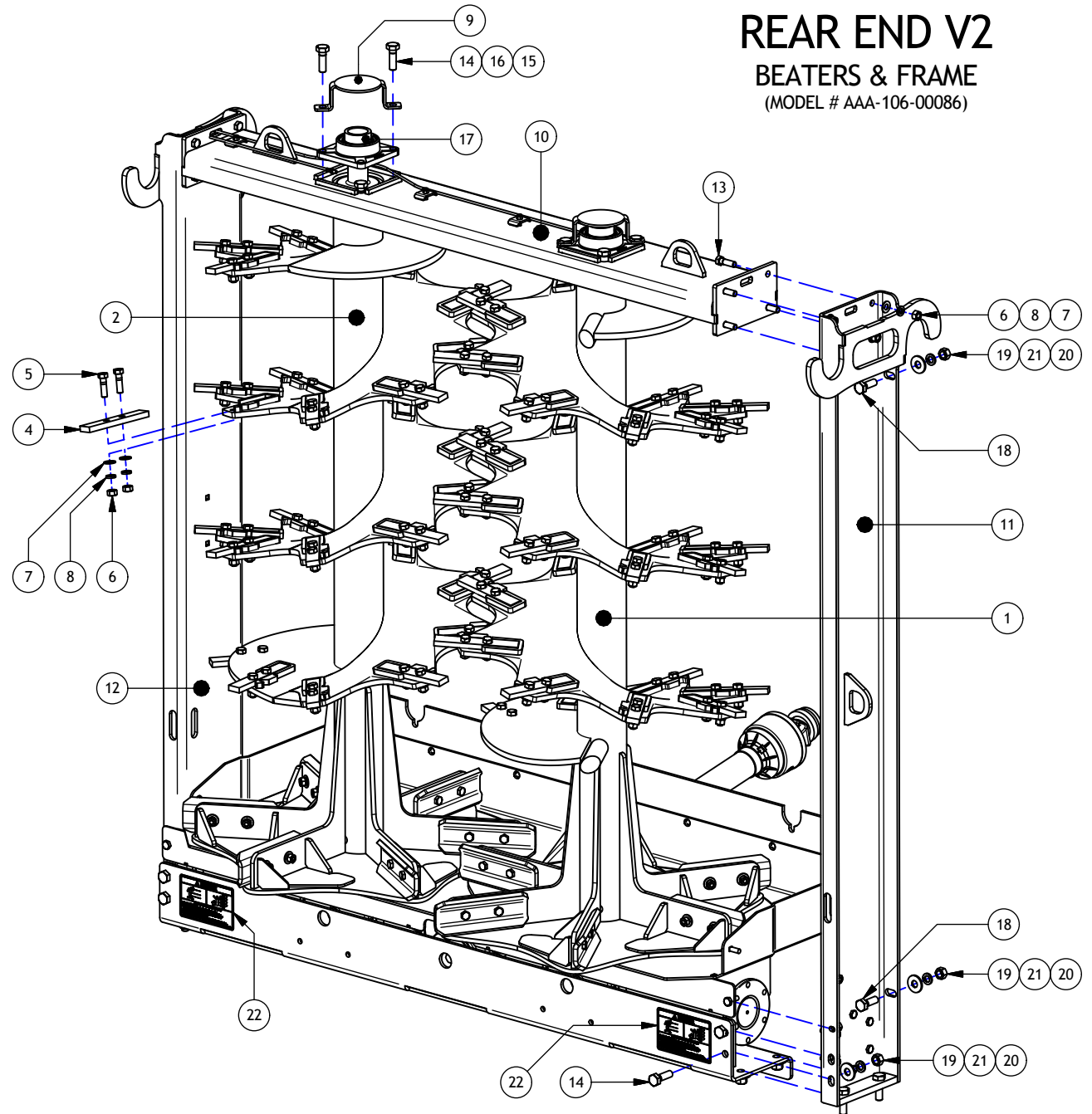
Parts List

ITEM	PART NUMBER	TITLE	QTY
1	AAA-105-0002W	CCW/RIGHT STANDARD BEATER	1
2	AAA-105-0003W	CW/LEFT STANDARD BEATER	1
4	AAA-105-00016C	NARROW STYLE BEATER TOOTH 5/8T	52
5	AAB-015-10119	BOLT HEX 5/8 X 2.25 UNC GRD 5	128
6	AAB-015-20013	NUT HEX 5/8 UNC GRD 5	136
7	AAB-015-30008	WSHR FLAT 5/8 SAE	136
8	AAB-015-30019	WSHR LOCK 5/8	136
9	AAA-106-00034	BEARING TOP CAP 1/4T	2
10	AAA-106-00077W	TOP SPREADER FRAME WELDMENT V2	1
11	AAA-106-00081W	RTH SUPT POST WELDMENT V2	1
12	AAA-106-00085W	LTH SUPT POST WELDMENT V2	1
13	AAB-015-10068	BOLT HEX 5/8 X 2 UNC GRD 5	8
14	AAB-015-10134	BOLT HEX 3/4 X 2-1/2 UNC GRD 8	12
15	AAB-015-20023	NUT HEX 3/4 UNC GRD 5	8
16	AAB-015-30022	WSHR LOCK 3/4	8
17	AAB-105-00007	2.25IN ID BEARING 4 BOLT FLANGE	2
18	AAB-015-10025	BOLT HEX 3/4 X 2-1/4 UNC GRD 8	4
19	AAB-015-20023	NUT HEX 3/4 UNC GRD 5	8
20	AAB-015-30015	WSHR FLAT 3/4 USS	8
21	AAB-015-30022	WSHR LOCK 3/4	8
22	AAB-012-00179	DECAL DANGER FLYING OBJECTS - ROTATING BEATER HAZARD	2

# REAR END V2

## BEATERS & FRAME

(MODEL # AAA-106-00086)



DRAWN : CDiRamio		TOLERANCES (UNLESS SPECIFIED OTHERWISE)
DATE : 11/7/2016		FRACTIONAL ± 1/16"
FILE : AAA-054-00410		DEC X.X ± 0.1"
TITLE : REAR END V2 - BEATERS & FRAME		DEC X.XX ± 0.06"
PRINT DATE: 1/17/2018		DEC X.XXX ± 0.031"
		ANGULAR ± 0.5°
SHEET 1 OF 1		
<small>CONFIDENTIAL: THESE DRAWINGS AND COPIES THEREOF REMAIN THE PROPERTY OF JAY-LOR FABRICATING INC. ANY PERSON FOUND UNLAWFULLY USING, DISTRIBUTING, OR IN POSSESSION OF THE ABOVE WILL BE PROSECUTED.</small>		

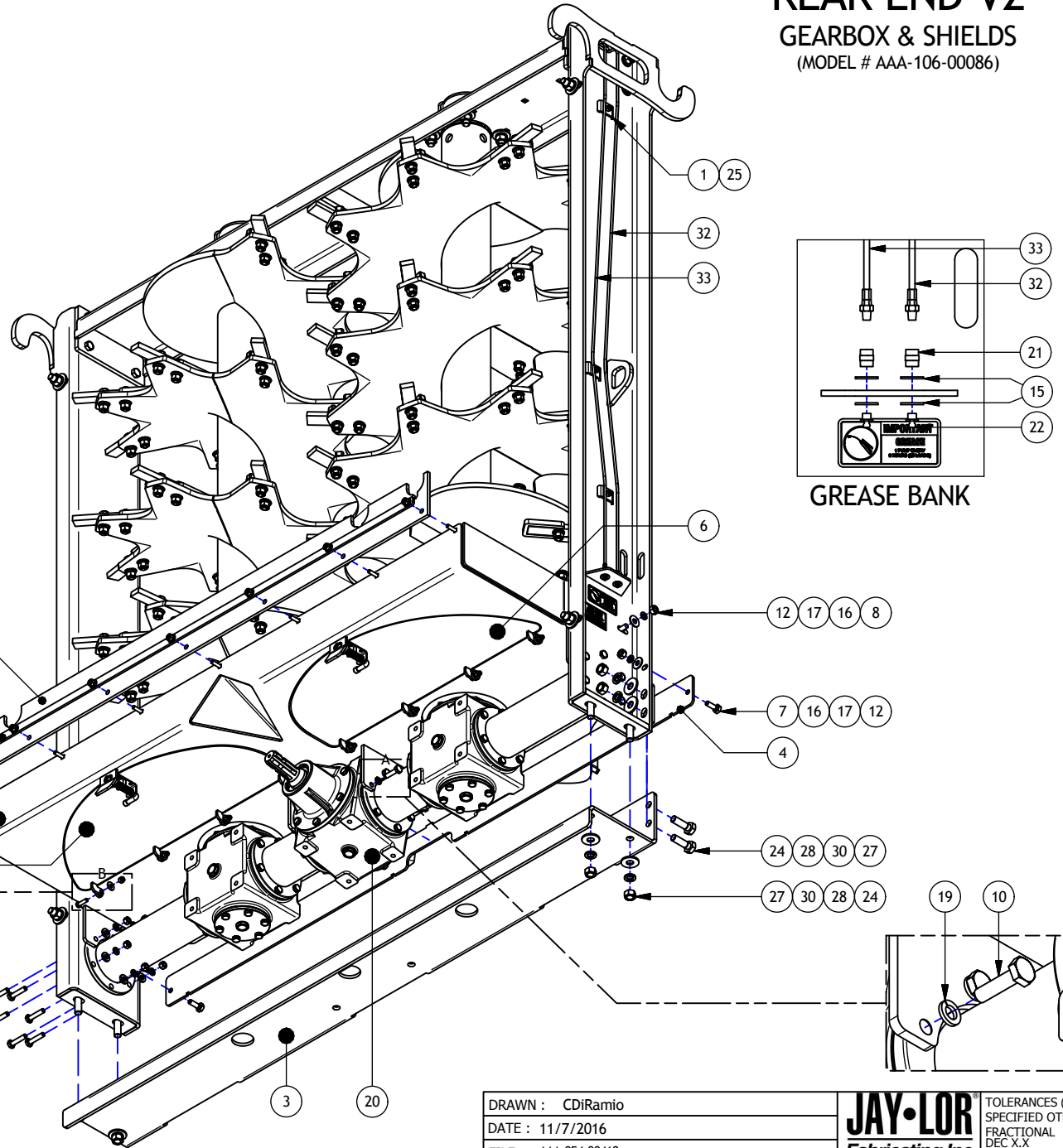
Parts List

ITEM	PART NUMBER	TITLE	QTY
1	AAA-002-00343	HYD HOSE CLIP	6
2	AAA-106-00016-P3	RUBBER SEAL BACKING PLT PAINTED BLACK	1
3	AAA-106-00060-P3	GEARBOX SUPPORT PAINTED BLACK	1
4	AAA-106-00001W	BOTTOM TRAY WELDMENT	1
5	AAA-106-00010W	LH TRAY DOOR WELDMENT	1
6	AAA-106-00014W	RH TRAY DOOR WELDMENT	1
7	AAB-015-10063	BOLT HEX 1/2 X 1-1/2 UNC GRD 5	2
8	AAB-015-10066	BOLT CARRIAGE 1/2 X 1-1/2 UNC GRD 5	2
9	AAB-015-10111	BOLT HEX 3/8 X 1-1/4 UNC GRD 5	8
10	AAB-015-10205	BOLT HEX M12 X 45 GRADE 8.8	6
11	AAB-015-10206	HEX BOLT M12 X 55 GRADE 8.8	12
12	AAB-015-20011	NUT HEX 1/2 UNC GRD 5	4
13	AAB-015-20012	NUT HEX 3/8 LOCK NYLON GRD 2	8
14	AAB-015-20065	NUT HEX M12 X 1.75	12
15	AAB-015-30012	WSHR FLAT 3/8 USS	19
16	AAB-015-30013	WSHR FLAT 1/2 USS	4
17	AAB-015-30018	WSHR LOCK 1/2	4
18	AAB-015-30049	WSHR FLAT M12	12
19	AAB-015-30050	WSHR LOCK M12	18
20	AAB-105-00005	GRAZIOLI GEARBOX BEATER DRIVE	1
21	AAB-008-00030	FIT ADPT 2 FNPT X 2 FNPT	2
22	AAB-008-00031	FIT GREASE NIPPLE X 2 MNPT	2
23	AAB-015-10061	BOLT CARRIAGE 3/8 X 1-1/2 UNC GRD 5	7
24	AAB-015-10134	BOLT HEX 3/4 X 2-1/2 UNC GRD 8	8
25	AAB-015-20012	NUT HEX 3/8 LOCK NYLON GRD 2	6
26	AAB-015-20017	NUT HEX 3/8 UNC GRD 2	7
27	AAB-015-20023	NUT HEX 3/4 UNC GRD 5	12
28	AAB-015-30015	WSHR FLAT 3/4 USS	12
29	AAB-015-30017	WSHR LOCK 3/8	7
30	AAB-015-30022	WSHR LOCK 3/4	12
31	AAB-107-00015	SPREADER RUBR FLAP 3/8T	1
32	AAB-108-00000	CTRL GREASE LINE 2 MNPT X 2MNPT X 96L	1
33	AAB-108-00001	CTRL GREASE LINE 2MNPT X 2MNPT X 132L	1

# REAR END V2

## GEARBOX & SHIELDS

(MODEL # AAA-106-00086)



DRAWN : CDiRamio		TOLERANCES (UNLESS SPECIFIED OTHERWISE)
DATE : 11/7/2016		FRACTIONAL ± 1/16"
FILE : AAA-054-00418		DEC X.X ± 0.1"
TITLE : REAR END V2 - GRBX & SHIELDS		DEC X.XX ± 0.06"
PRINT DATE: 1/17/2018		DEC X.XXX ± 0.031"
		ANGULAR ± 0.5°

SHEET 1 OF 1

CONFIDENTIAL: THESE DRAWINGS AND COPIES THEREOF REMAIN THE PROPERTY OF JAY-LOR FABRICATING INC. ANY PERSON FOUND UNLAWFULLY USING, DISTRIBUTING, OR IN POSSESSION OF THE ABOVE WILL BE PROSECUTED



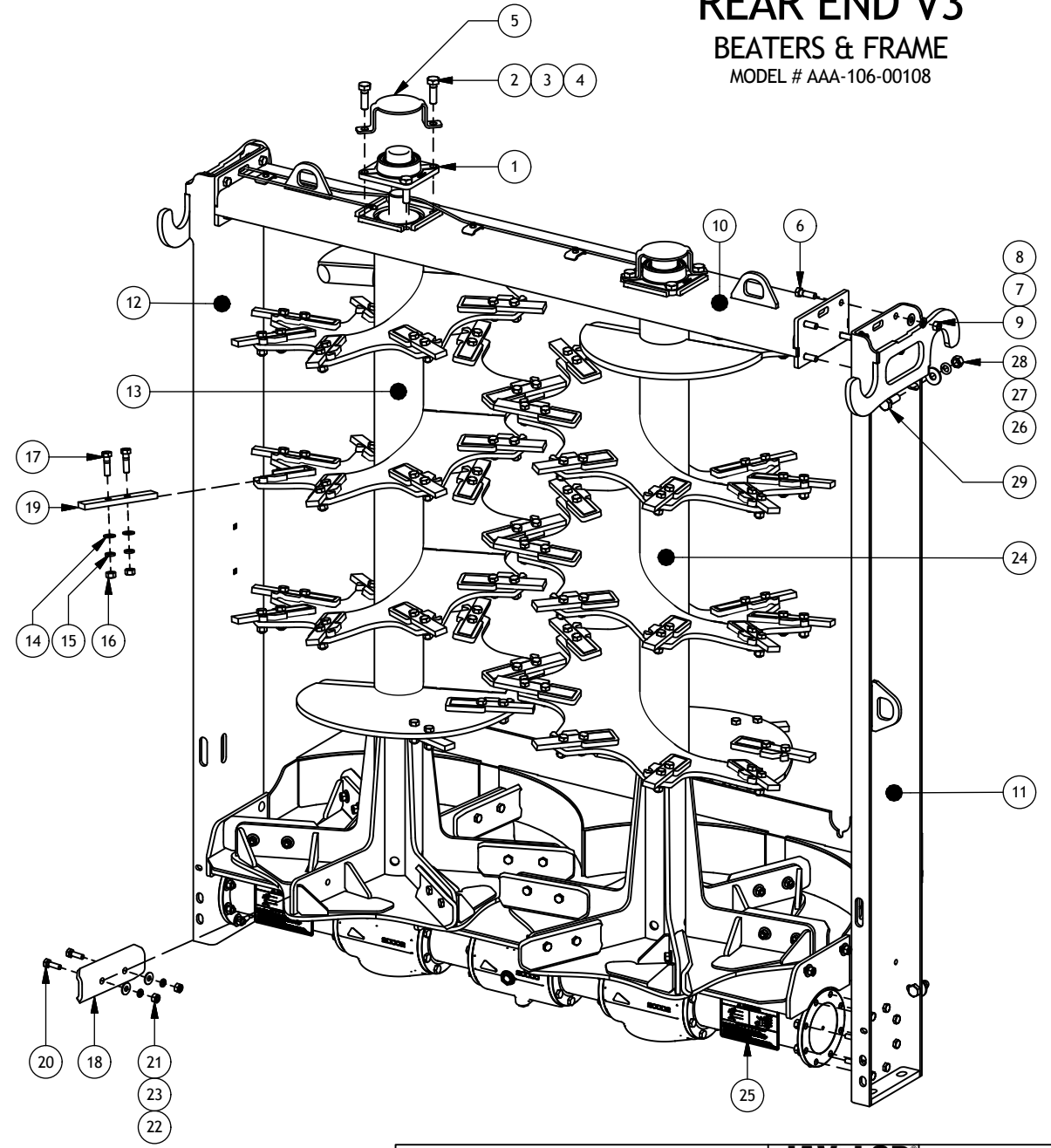
Parts List

ITEM	PART NUMBER	TITLE	QTY
1	AAB-105-00007	2.25IN ID BEARING 4 BOLT FLANGE	2
2	AAB-015-10134	BOLT HEX 3/4 X 2-1/2 UNC GRD 8	8
3	AAB-015-30022	WSHR LOCK 3/4	8
4	AAB-015-20023	NUT HEX 3/4 UNC GRD 5	8
5	AAA-106-00034	BEARING TOP CAP 1/4T	2
6	AAB-015-10068	BOLT HEX 5/8 X 2 UNC GRD 5	8
7	AAB-015-30019	WSHR LOCK 5/8	8
8	AAB-015-30008	WSHR FLAT 5/8 SAE	8
9	AAB-015-20013	NUT HEX 5/8 UNC GRD 5	8
10	AAA-106-00077W	TOP SPREADER FRAME WELDMENT V2	1
11	AAA-106-00090W	RTH SUPT POST WELDMENT V3	1
12	AAA-106-00091W	LTH SUPT POST WELDMENT V3	1
13	AAA-105-00053W	CW/LEFT BEATER FOR BERMA	1
14	AAB-015-30008	WSHR FLAT 5/8 SAE	104
15	AAB-015-30019	WSHR LOCK 5/8	104
16	AAB-015-20013	NUT HEX 5/8 UNC GRD 5	104
17	AAB-015-10119	BOLT HEX 5/8 X 2.25 UNC GRD 5	104
18	AAA-105-00009	BEATER SCOOP	12
19	AAA-105-00016C	NARROW STYLE BEATER TOOTH 5/8T	52
20	AAB-015-10148	BOLT HEX 1/2 X 1-3/4 UNC GRD 5	24
21	AAB-015-20011	NUT HEX 1/2 UNC GRD 5	24
22	AAB-015-30013	WSHR FLAT 1/2 USS	24
23	AAB-015-30018	WSHR LOCK 1/2	24
24	AAA-105-00054W	CCW/RIGHT BEATER FOR BERMA	1
25	AAB-012-00179	DECAL DANGER FLYING OBJECTS - ROTATING BEATER HAZARD	2
26	AAB-015-30015	WSHR FLAT 3/4 USS	4
27	AAB-015-30022	WSHR LOCK 3/4	4
28	AAB-015-20023	NUT HEX 3/4 UNC GRD 5	4
29	AAB-015-10025	BOLT HEX 3/4 X 2-1/4 UNC GRD 8	4

# REAR END V3

## BEATERS & FRAME

MODEL # AAA-106-00108



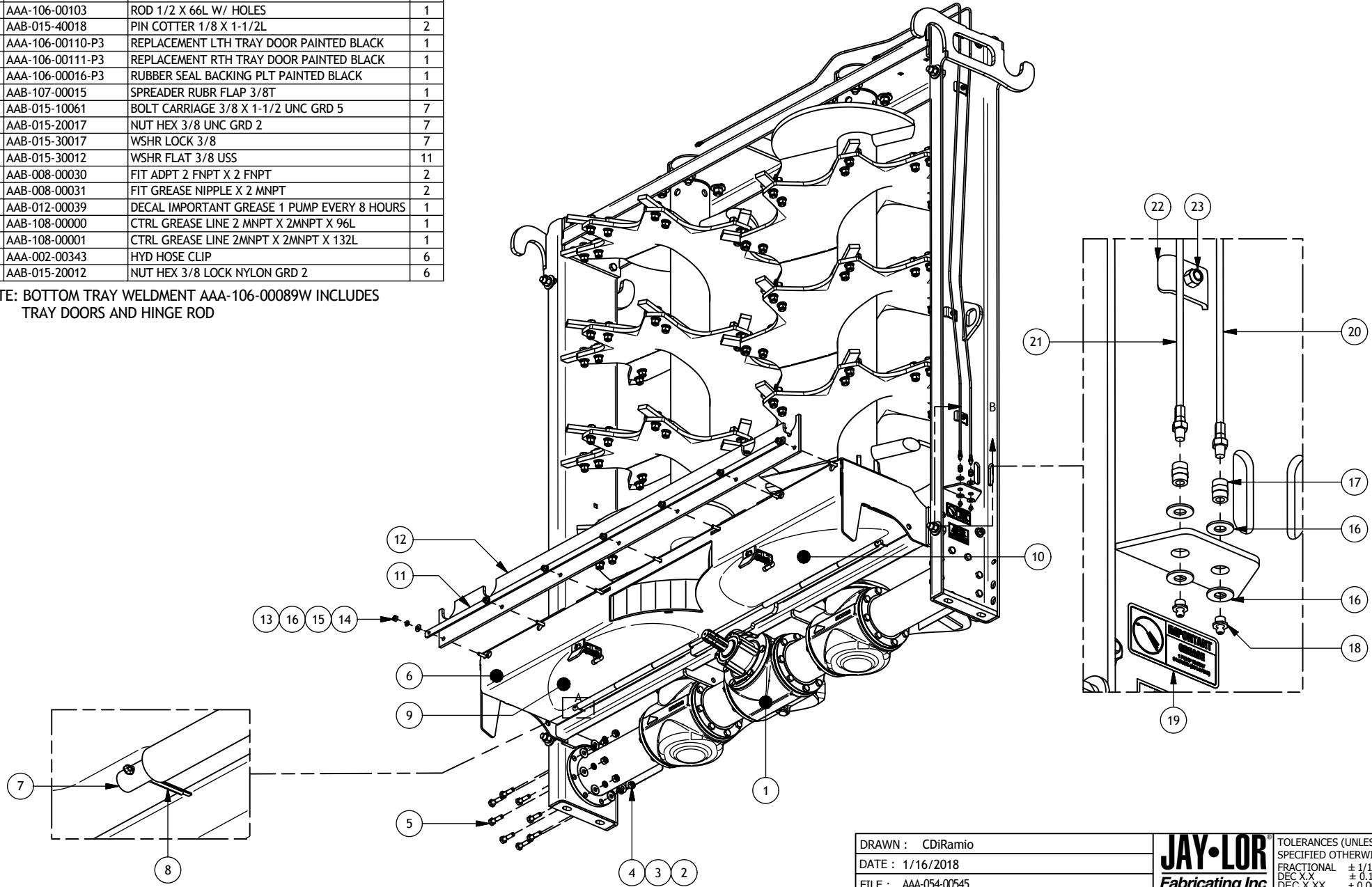
DRAWN : CDiRamio		TOLERANCES (UNLESS SPECIFIED OTHERWISE)
DATE : 1/16/2018		FRACTIONAL ± 1/16"
FILE : AAA-054-00544		DEC X.X ± 0.1"
TITLE : REAR END V3 - BEATERS & FRAME		DEC X.XX ± 0.06"
PRINT DATE: 1/16/2018	SHEET 1 OF 1	DEC X.XXX ± 0.031"
CONFIDENTIAL: THESE DRAWINGS AND COPIES THEREOF REMAIN THE PROPERTY OF JAY-LOR FABRICATING INC. ANY PERSON FOUND UNLAWFULLY USING, DISTRIBUTING, OR IN POSSESSION OF THE ABOVE WILL BE PROSECUTED		ANGULAR ± 0.5°

Parts List			
ITEM	PART NUMBER	TITLE	QTY
1	AAB-105-00046	BERMA SRT20/2000 GEARBOX	1
2	AAB-015-30013	WSHR FLAT 1/2 USS	16
3	AAB-015-30018	WSHR LOCK 1/2	16
4	AAB-015-20011	NUT HEX 1/2 UNC GRD 5	16
5	AAB-015-10064	BOLT HEX 1/2 X 2 UNC GRD 5	16
6	AAA-106-00089W	BOTTOM TRAY WELDMENT V3	1
7	AAA-106-00103	ROD 1/2 X 66L W/ HOLES	1
8	AAB-015-40018	PIN COTTER 1/8 X 1-1/2L	2
9	AAA-106-00110-P3	REPLACEMENT LTH TRAY DOOR PAINTED BLACK	1
10	AAA-106-00111-P3	REPLACEMENT RTH TRAY DOOR PAINTED BLACK	1
11	AAA-106-00016-P3	RUBBER SEAL BACKING PLT PAINTED BLACK	1
12	AAB-107-00015	SPREADER RUBR FLAP 3/8T	1
13	AAB-015-10061	BOLT CARRIAGE 3/8 X 1-1/2 UNC GRD 5	7
14	AAB-015-20017	NUT HEX 3/8 UNC GRD 2	7
15	AAB-015-30017	WSHR LOCK 3/8	7
16	AAB-015-30012	WSHR FLAT 3/8 USS	11
17	AAB-008-00030	FIT ADPT 2 FNPT X 2 FNPT	2
18	AAB-008-00031	FIT GREASE NIPPLE X 2 MNPT	2
19	AAB-012-00039	DECAL IMPORTANT GREASE 1 PUMP EVERY 8 HOURS	1
20	AAB-108-00000	CTRL GREASE LINE 2 MNPT X 2MNPT X 96L	1
21	AAB-108-00001	CTRL GREASE LINE 2MNPT X 2MNPT X 132L	1
22	AAA-002-00343	HYD HOSE CLIP	6
23	AAB-015-20012	NUT HEX 3/8 LOCK NYLON GRD 2	6

NOTE: BOTTOM TRAY WELDMENT AAA-106-00089W INCLUDES TRAY DOORS AND HINGE ROD

# REAR END V3 GEARBOX & SHIELDS

MODEL # AAA-106-00108

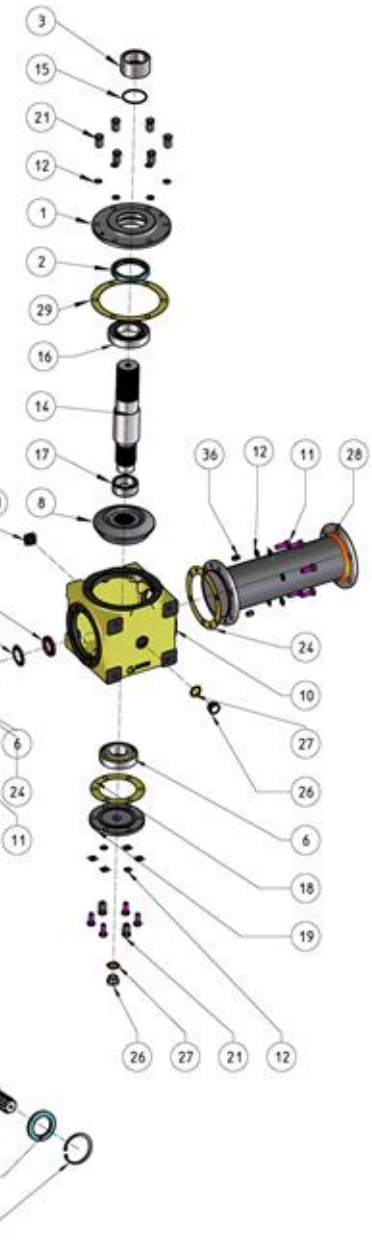
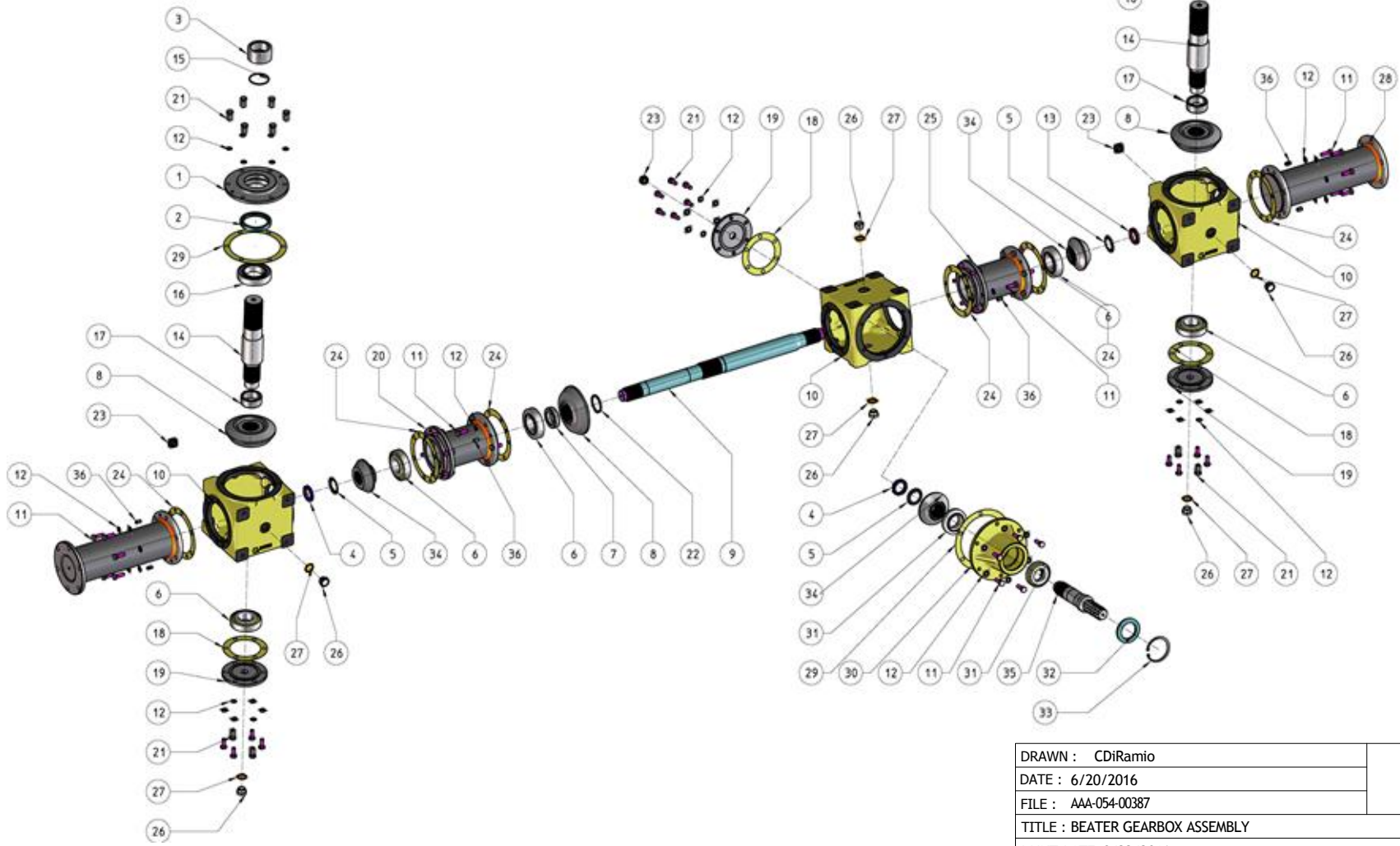


DRAWN : CDiRamio	<b>JAY-LOR</b> Fabricating Inc	TOLERANCES (UNLESS SPECIFIED OTHERWISE)
DATE : 1/16/2018		FRACTIONAL ± 1/16"
FILE : AAA-054-00545		DEC X.X ± 0.1"
TITLE : REAR END V3 - GRBX & SHIELDS		DEC X.XX ± 0.06"
		DEC X.XXX ± 0.031"
		ANGULAR ± 0.5°
PRINT DATE: 1/17/2018	SHEET 1 OF 1	
CONFIDENTIAL: THESE DRAWINGS AND COPIES THEREOF REMAIN THE PROPERTY OF JAY-LOR FABRICATING INC. ANY PERSON FOUND UNLAWFULLY USING, DISTRIBUTING, OR IN POSSESSION OF THE ABOVE WILL BE PROSECUTED		

Parts List			
ITEM	PART NUMBER	DESCRIPTION	QTY
N/A	AAB-105-00005	GEARBOX BEATER DRIVE (ENTIRE ASSEMBLY)	1
1	AAB-105-00009	SUPERIOR BEARING FLANGE	2
2	AAB-105-00010	SEAL RING	2
3	AAB-105-00011	SPACER	2
4	AAB-105-00012	LOCK RING	2
5	AAB-105-00013	SAFETY WASHER	3
6	AAB-105-00014	BEARING	5
7	AAB-105-00015	SPACER	1
8	AAB-105-00016	GEAR	3
9	AAB-105-00017	CONNECTION SHAFT	1
10	AAB-105-00018	HOUSING	3
11	AAB-105-00019	SCREW T.E. M12 X 35	42
12	AAB-105-00020	WASHER	72
13	AAB-105-00021	LOCK RING	1
14	AAB-105-00022	RETURN SHAFT	2
15	AAB-105-00023	DOWTY SEAL	2
16	AAB-105-00024	BEARING	2
17	AAB-105-00025	SPACER	2
18	AAB-105-00026	PAPER SEAL	3

Parts List			
ITEM	PART NUMBER	DESCRIPTION	QTY
19	AAB-105-00027	BEARING ADJUSTING FLANGE	3
20	AAB-105-00028	LEFT CENTRAL SUPPORT	1
21	AAB-105-00029	SCREW T.E. M12 X 30	30
22	AAB-105-00030	SNAP RING	2
23	AAB-105-00031	OIL LEVEL INDICATOR	3
24	AAB-105-00032	PAPER SEAL	6
25	AAB-105-00033	RIGHT CENTRAL SUPPORT	1
26	AAB-105-00034	OIL CAP 3/4"	6
27	AAB-105-00035	COPPER WASHER 3/4"	6
28	AAB-105-00036	EXTERNAL SUPPORT	2
29	AAB-105-00037	PAPER SEAL	3
30	AAB-105-00038	COMMAND HUB	1
31	AAB-105-00039	BEARING	2
32	AAB-105-00040	SEAL RING	1
33	AAB-105-00041	SNAP RING	1
34	AAB-105-00042	PINION	3
35	AAB-105-00043	COMMAND SHAFT	1
36	AAB-105-00044	PIN	12

# BEATER GEARBOX



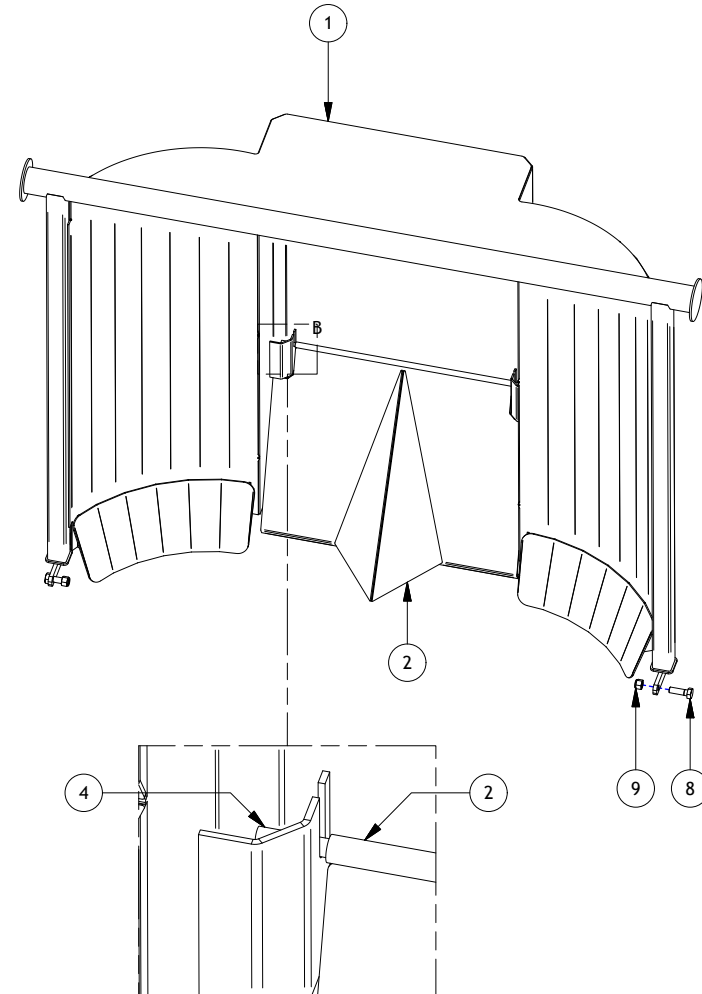
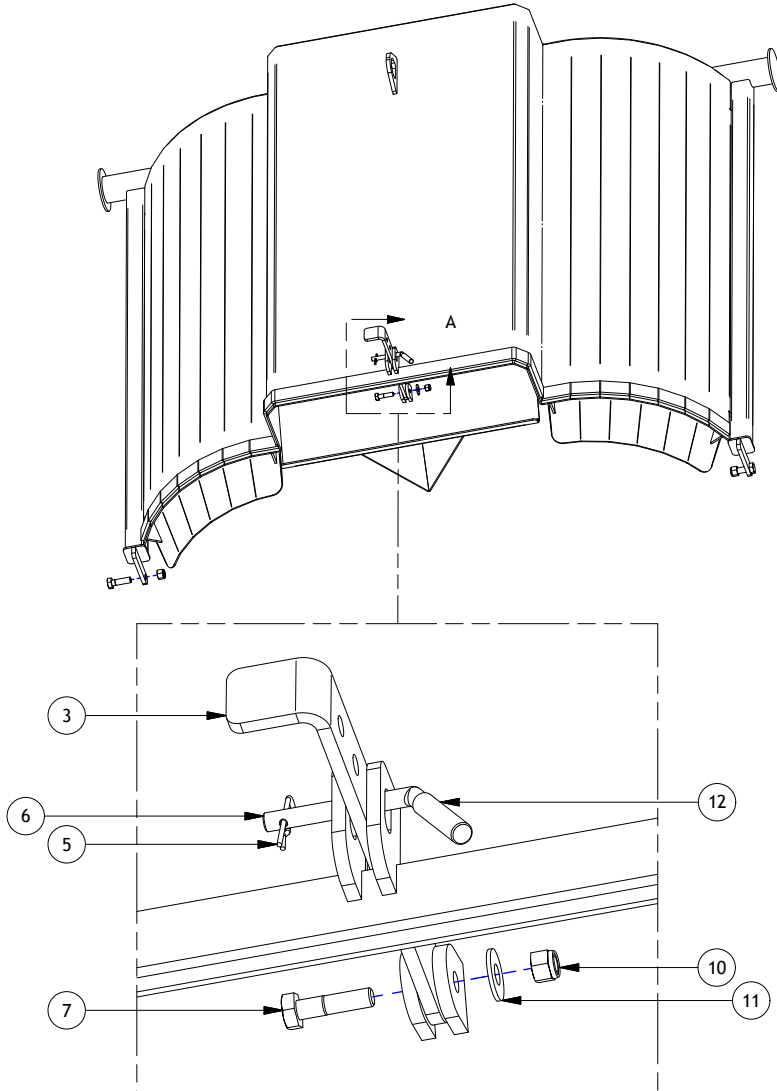
DRAWN : CDiRamio	<b>Y·LOR</b> icating Inc	TOLERANCES (UNLESS SPECIFIED OTHERWISE)
DATE : 6/20/2016		FRACTIONAL ± 1/16"
FILE : AAA-054-00387		DEC X.X ± 0.1"
TITLE : BEATER GEARBOX ASSEMBLY		DEC X.XX ± 0.06"
		DEC X.XXX ± 0.031"
		ANGULAR ± 0.5°
PRINT DATE: 9/22/2016	SHEET 1 OF 1	
CONFIDENTIAL: THESE DRAWINGS AND COPIES THEREOF REMAIN THE PROPERTY OF JAY-LOR FABRICATING INC. ANY PERSON FOUND UNLAWFULLY USING, DISTRIBUTING, OR IN POSSESSION OF THE ABOVE WILL BE PROSECUTED		

TO ORDER REPLACEMENT  
PARTS FOR YOUR GEARBOX  
PLEASE CONTACT YOUR DEALER

# COMPOST CANOPY

Parts List			
ITEM	PART NUMBER	TITLE	QTY
1	AAA-106-00048-P3	REAR CANOPY PAINTED BLACK	1
2	AAA-106-00054-P3	CANOPY DEFLECTOR PAINTED BLACK	1
3	AAA-106-00055-P3	FLAP POSITION GUIDE PAINTED BLACK	1
4	AAA-106-00056-P3	CANOPY DEFLECTOR SHAFT PAINTED BLACK	1
5	AAB-001-00019	PIN HTCH CLIP 1/8 X 2-9/16	1
6	AAB-001-00020	PIN BENT ADJUSTMENT 1/2 X 3-5/8	1
7	AAB-015-10064	BOLT HEX 1/2 X 2 UNC GRD 5	1
8	AAB-015-10134	BOLT HEX 3/4 X 2-1/2 UNC GRD 8	2
9	AAB-015-20016	NUT HEX LOCK NYLON 3/4 UNC GRD 8	2
10	AAB-015-20019	NUT NYLON LOCK 1/2 UNC GRD 5	1
11	AAB-015-30013	WSHR FLAT 1/2 USS	1
12	AAB-015-40009	GRIP ADJUSTMENT PIN VINYL 1/2 X 2-1/2	1

Kit List	
PART NUMBER	AAA-106-00057
DESCRIPTION	SPREADER CANOPY KIT
KIT CONTENTS	ALL PARTS IN THE CANOPY PARTS LIST



DRAWN : CDiRamio		TOLERANCES (UNLESS SPECIFIED OTHERWISE)
DATE : 6/1/2016		FRACTIONAL ± 1/16"
FILE : AAA-054-00388		DEC X.X ± 0.1"
TITLE : SPREADER COMPOST CANOPY		DEC X.XX ± 0.06"
PRINT DATE: 1/24/2017		DEC X.XXX ± 0.031"
		ANGULAR ± 0.5°
SHEET 1 OF 1		
<small>CONFIDENTIAL: THESE DRAWINGS AND COPIES THEREOF REMAIN THE PROPERTY OF JAY-LOR FABRICATING INC. ANY PERSON FOUND UNLAWFULLY USING, DISTRIBUTING, OR IN POSSESSION OF THE ABOVE WILL BE PROSECUTED</small>		

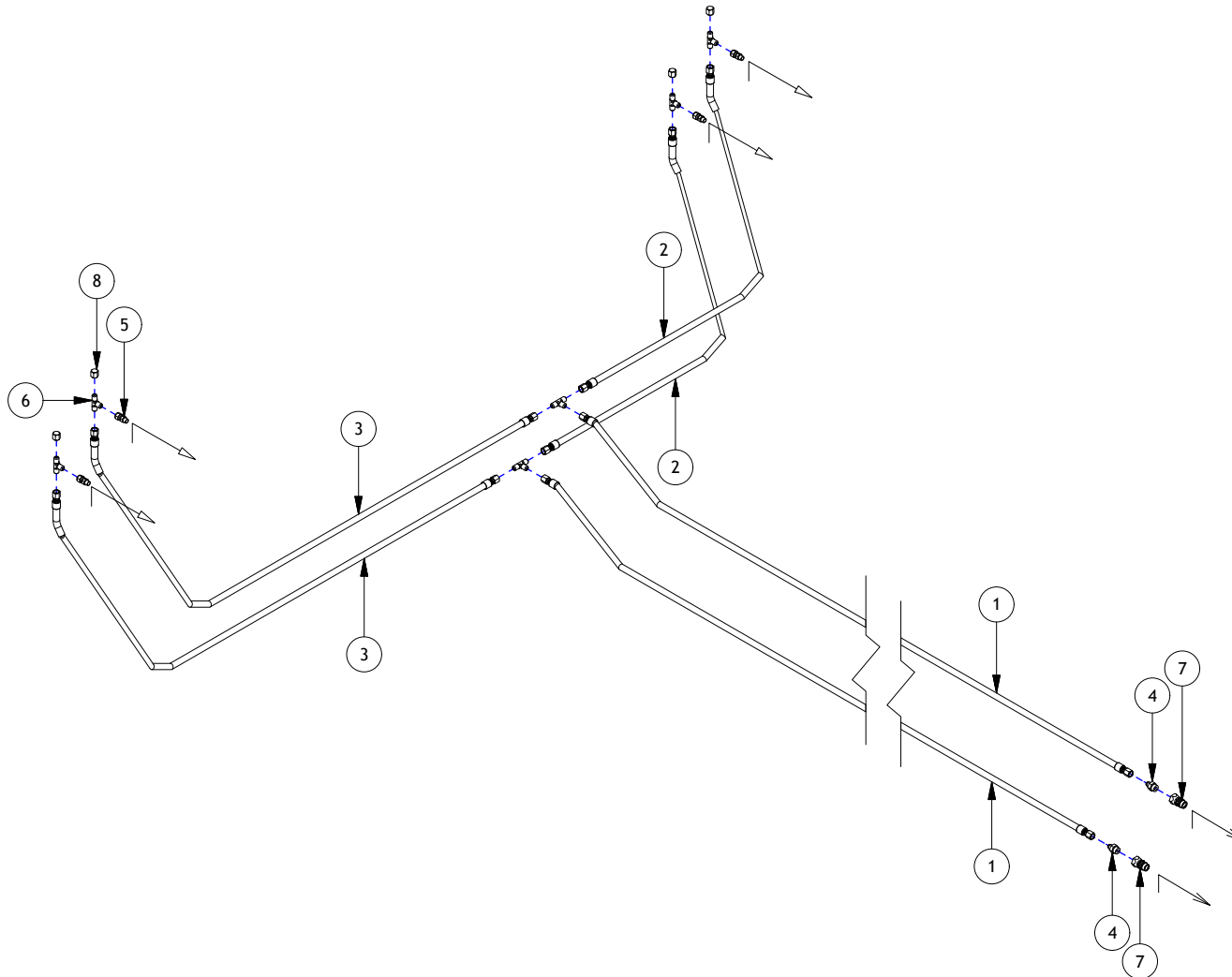
## **J. HYDRAULICS**



Parts List

ITEM	PART NUMBER	TITLE	QTY
1	AAA-109-00026	HOSE HYD 3/8DIA DOUBLE BRAID 6 FJIC SWIVEL X 6 FJIC SWIVEL 375L	2
2	AAA-109-00027	HOSE HYD 3/8DIA DOUBLE BRAID 6 FJIC SWIVEL X 6 FJIC SWIVEL 55L	2
3	AAA-109-00028	HOSE HYD 3/8DIA DOUBLE BRAID 6 FJIC SWIVEL X 6 FJIC SWIVEL 80L	2
4	AAB-009-00074	FIT ADPT 6 MJIC X 8 MORB	2
5	AAB-009-00254	FIT ADPT 6 FJIC X 6 MORB	4
6	AAB-009-00761	FIT TEE 6 MJIC X 6 MJIC X 6 MJIC	6
7	AAB-009-00764	FIT 8 MQDC X 8 FORB POPPET STYLE	2
8	AAB-009-00766	FIT CAP 6 FJIC	4

# REAR GATE HYDRAULICS



**HYDRAULIC CONNECTIONS**

TO GATE CYLINDER →  
TO TRACTOR →

DRAWN : CDiRamio

DATE : 6/1/2016

FILE : AAA-054-00389

TITLE : SPREADER REAR GATE HYDRAULICS

PRINT DATE: 9/22/2016



TOLERANCES (UNLESS SPECIFIED OTHERWISE)  
 FRACTIONAL ± 1/16"  
 DEC X.X ± 0.1"  
 DEC X.XX ± 0.06"  
 DEC X.XXX ± 0.031"  
 ANGULAR ± 0.5°

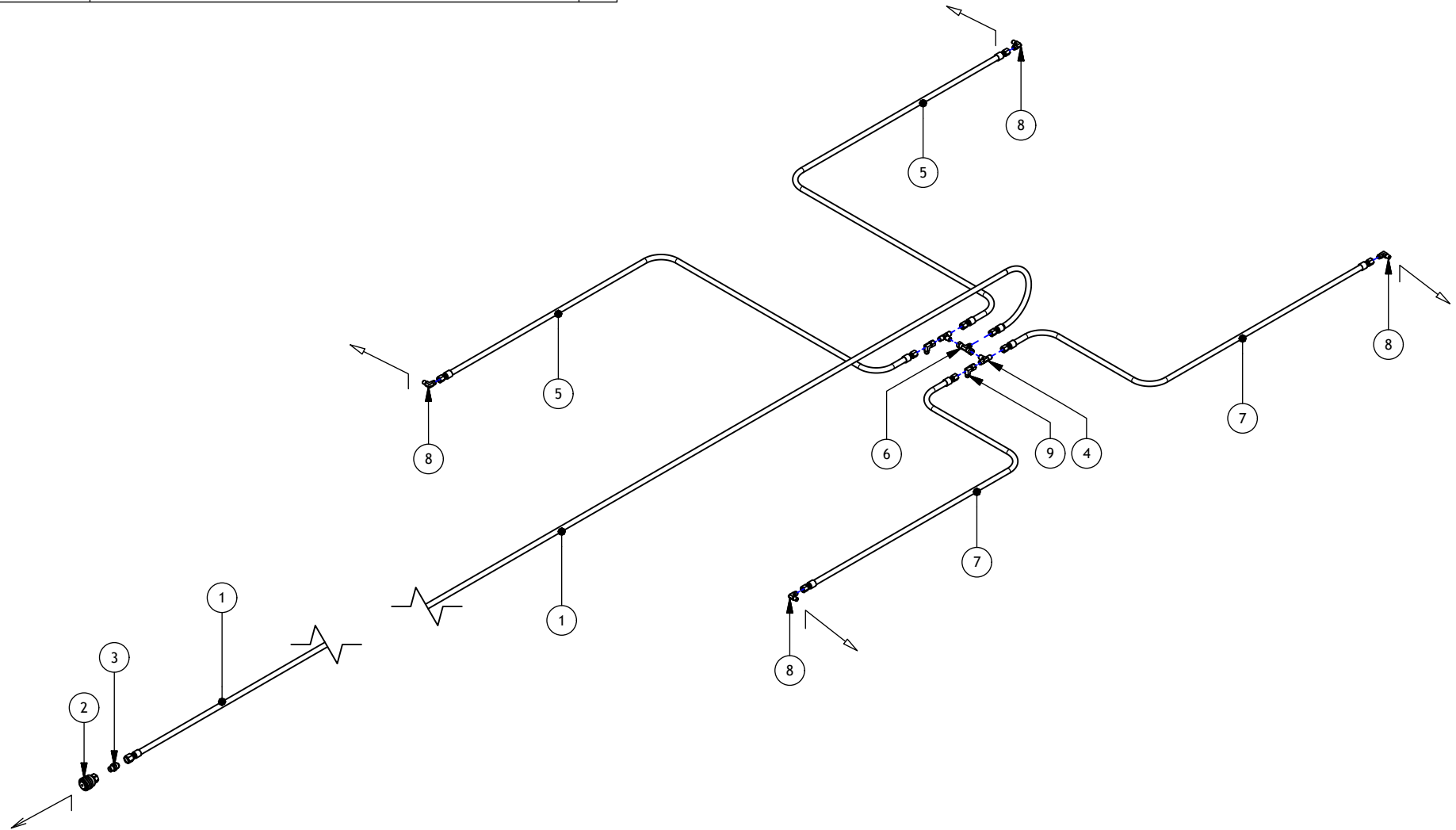
SHEET 1 OF 1

CONFIDENTIAL: THESE DRAWINGS AND COPIES THEREOF REMAIN THE PROPERTY OF JAY-LOR FABRICATING INC. ANY PERSON FOUND UNLAWFULLY USING, DISTRIBUTING, OR IN POSSESSION OF THE ABOVE WILL BE PROSECUTED

Parts List

ITEM	PART NUMBER	TITLE	QTY
1	AAA-109-00030	HOSE HYD 3/8DIA DOUBLE BRAID 8 FJIC SWIVEL X 6 FJIC SWIVEL 330L	1
2	AAB-009-00705	FEMALE BRAKE COUPLER W/ METAL PLUG ISO 5676	1
3	AAB-009-00706	06-BSP (G) TO 08-MJIC ADAPTER (15036-06-08)	1
4	AAB-009-00761	FIT TEE 6 MJIC X 6 MJIC X 6 MJIC	2
5	AAA-109-00031	HOSE HYD 3/8DIA DOUBLE BRAID 6 FJIC SWIVEL X 6 FJIC SWIVEL 105 L	2
6	AAB-009-00432	FIT TEE 6 FJIC X 6 FJIC X 6 MJIC	1
7	AAA-109-00032	HOSE HYD 3/8DIA DOUBLE BRAID 6 FJIC SWIVEL X 6 FJIC SWIVEL 86 L	2
8	AAB-009-00149	FIT 90DEG 6MJIC X 6 MNPT	4
9	AAB-009-00445	FIT 90DEG 6 FJIC X 6 MJIC	2

# BRAKE HYDRAULICS



### HYDRAULIC CONNECTIONS

TO BRAKE CYLINDER →  
TO TRACTOR →

DRAWN : CDiRamio

DATE : 4/26/2016

FILE : AAA-054-00404

TITLE : HD SPREADER BRAKE HYDRAULICS

PRINT DATE: 10/3/2016

**JAY-LOR**  
Fabricating Inc

TOLERANCES (UNLESS SPECIFIED OTHERWISE)  
FRACTIONAL ± 1/16"  
DEC X.X ± 0.1"  
DEC X.XX ± 0.06"  
DEC X.XXX ± 0.031"  
ANGULAR ± 0.5°

SHEET 1 OF 1

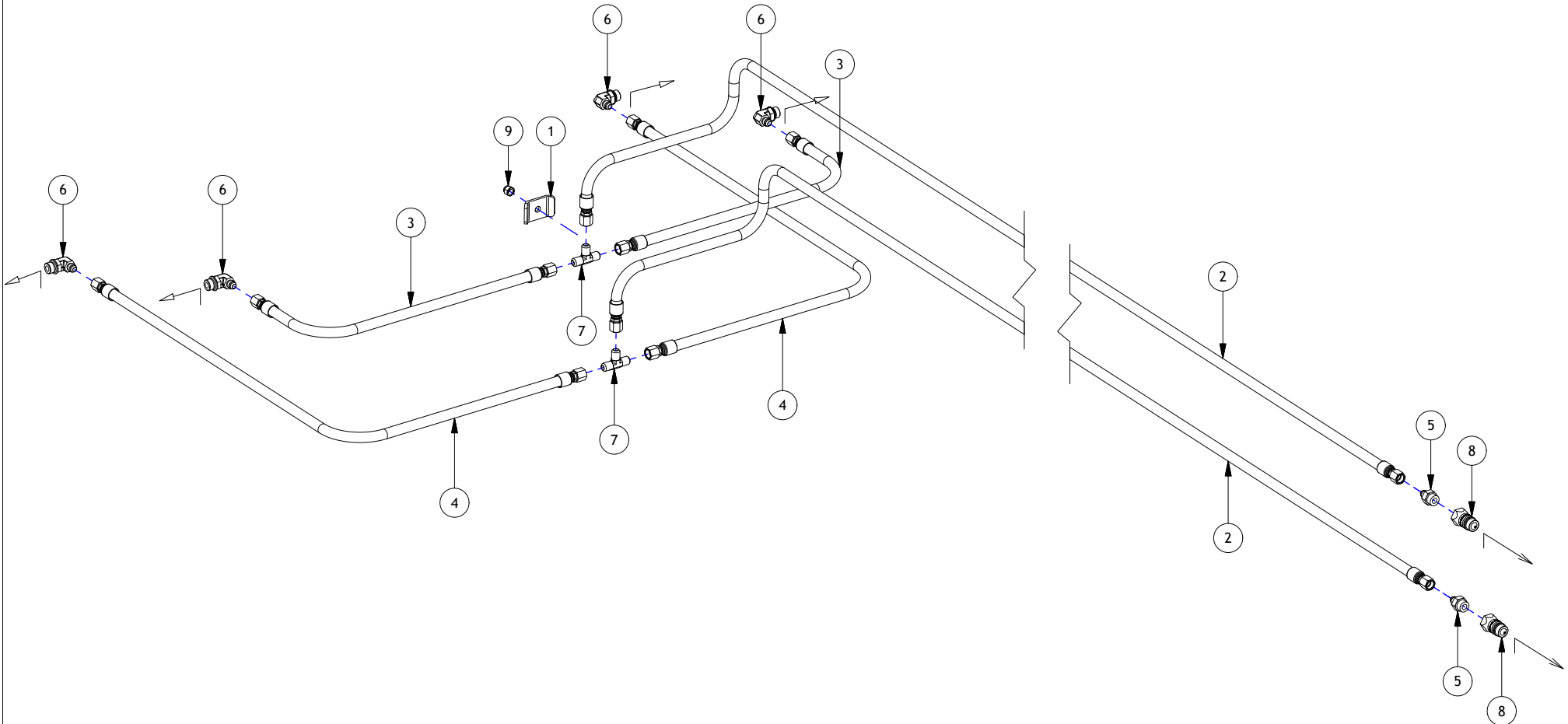
CONFIDENTIAL: THESE DRAWINGS AND COPIES THEREOF REMAIN THE PROPERTY OF JAY-LOR FABRICATING INC. ANY PERSON FOUND UNLAWFULLY USING, DISTRIBUTING, OR IN POSSESSION OF THE ABOVE WILL BE PROSECUTED



Parts List

ITEM	PART NUMBER	TITLE	QTY
1	AAA-002-00343	HYD HOSE CLIP	1
2	AAA-109-00035	HOSE HYD 3/8DIA DOUBLE BRAID 6 FJIC SWIVEL X 6 FJIC SWIVEL 220L	2
3	AAA-109-00036	HOSE HYD 3/8DIA DOUBLE BRAID 6 FJIC SWIVEL X 6 FJIC SWIVEL 24 L	2
4	AAA-109-00037	HOSE HYD 3/8DIA DOUBLE BRAID 6 FJIC SWIVEL X 6 FJIC SWIVEL 45 L	2
5	AAB-009-00074	FIT ADPT 6 MJIC X 8 MORB	2
6	AAB-009-00352	FIT 90DEG 6 MJIC X 8 MORB ADJ	4
7	AAB-009-00761	FIT TEE 6 MJIC X 6 MJIC X 6 MJIC	2
8	AAB-009-00764	FIT 8 MQDC X 8 FORB POPPET STYLE	2
9	AAB-015-20012	NUT HEX 3/8 LOCK NYLON GRD 2	1

# SLIDE AXLE HYDRAULICS



### HYDRAULIC CONNECTIONS

TO SLIDE AXLE CYLINDER →  
 TO TRACTOR →

DRAWN : CDiRamio

DATE : 6/1/2016

FILE : AAA-054-00391

TITLE : SPREADER SLIDE AXLE HYDRAULICS

PRINT DATE: 9/22/2016

**JAY-LOR**  
 Fabricating Inc

TOLERANCES (UNLESS SPECIFIED OTHERWISE)  
 FRACTIONAL ± 1/16"  
 DEC X.X ± 0.1"  
 DEC X.XX ± 0.06"  
 DEC X.XXX ± 0.031"  
 ANGULAR ± 0.5°

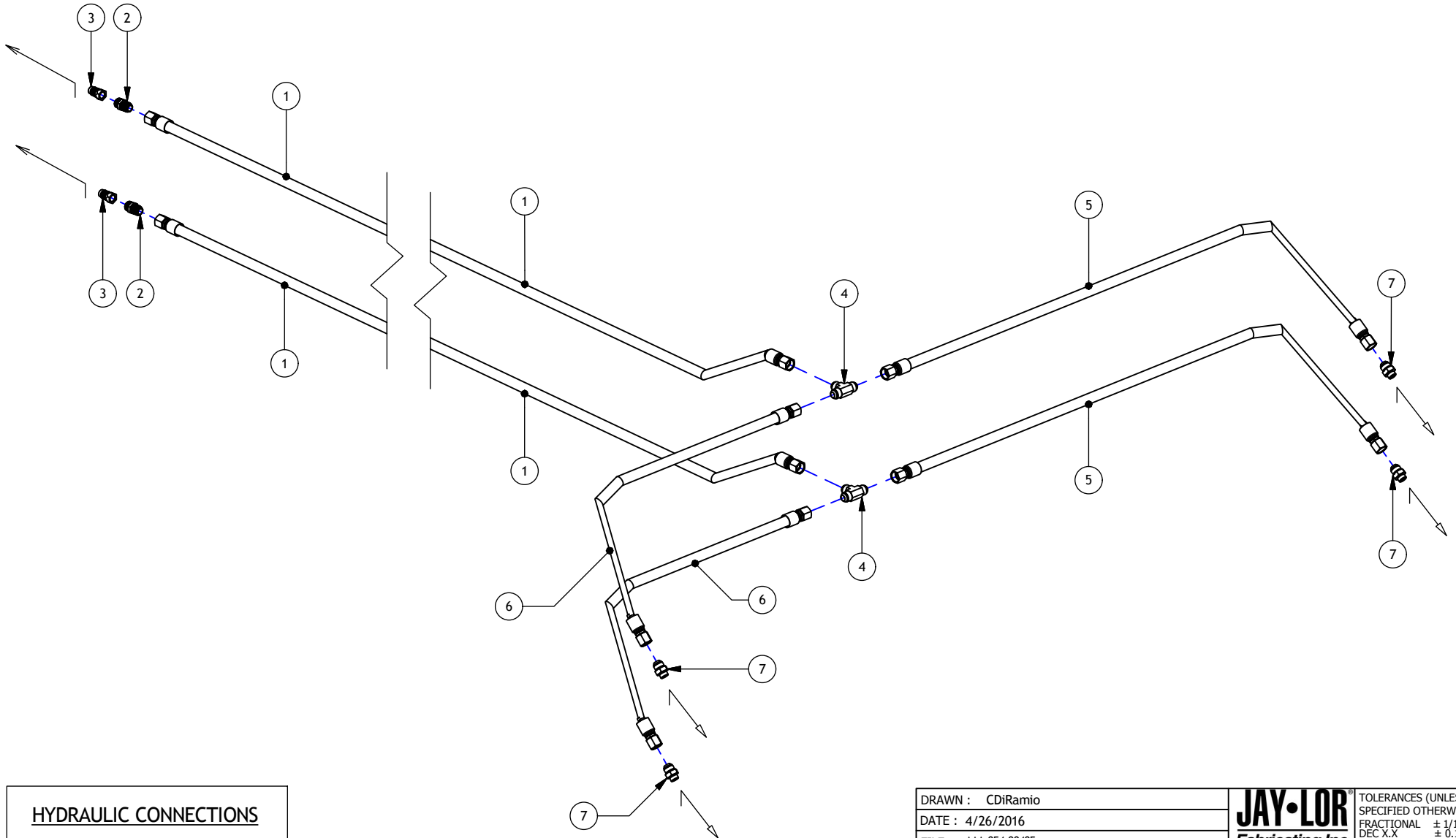
SHEET 1 OF 1

CONFIDENTIAL: THESE DRAWINGS AND COPIES THEREOF REMAIN THE PROPERTY OF JAY-LOR FABRICATING INC. ANY PERSON FOUND UNLAWFULLY USING, DISTRIBUTING, OR IN POSSESSION OF THE ABOVE WILL BE PROSECUTED

Parts List

ITEM	PART NUMBER	TITLE	QTY
1	AAA-109-00022	HOSE HYD 3/4DIA DOUBLE BRAID 12 FJIC SWIVEL X 12 FJIC SWIVEL 375L	2
2	AAB-009-00669	FIT ADPT 12 MJIC X 8 MORB	2
3	AAB-009-00764	FIT 8 MQDC X 8 FORB POPPET STYLE	2
4	AAB-009-00762	FIT TEE 12 MJIC X 12 MJIC X 12 MJIC	2
5	AAA-109-00023	HOSE HYD 3/4DIA DOUBLE BRAID 12 FJIC SWIVEL X 12 FJIC SWIVEL 75L	2
6	AAA-109-00024	HOSE HYD 3/4DIA DOUBLE BRAID 12 FJIC SWIVEL X 12 FJIC SWIVEL 45L	2
7	AAB-009-00495	FIT ADPT 12 MJIC X 10 MORB	4

# DRIVELINE HYDRAULICS



**HYDRAULIC CONNECTIONS**

TO CONVEYOR MOTOR →  
 TO TRACTOR →

DRAWN : CDiRamio		TOLERANCES (UNLESS SPECIFIED OTHERWISE)
DATE : 4/26/2016		FRACTIONAL ± 1/16"
FILE : AAA-054-00405		DEC X.X ± 0.1"
TITLE : HD SPREADER DRIVELINE HYDRAULICS		DEC X.XX ± 0.06"
PRINT DATE: 10/3/2016	SHEET 1 OF 1	DEC X.XXX ± 0.031"
<small>CONFIDENTIAL: THESE DRAWINGS AND COPIES THEREOF REMAIN THE PROPERTY OF JAY-LOR FABRICATING INC. ANY PERSON FOUND UNLAWFULLY USING, DISTRIBUTING, OR IN POSSESSION OF THE ABOVE WILL BE PROSECUTED</small>		ANGULAR ± 0.5°

Parts List

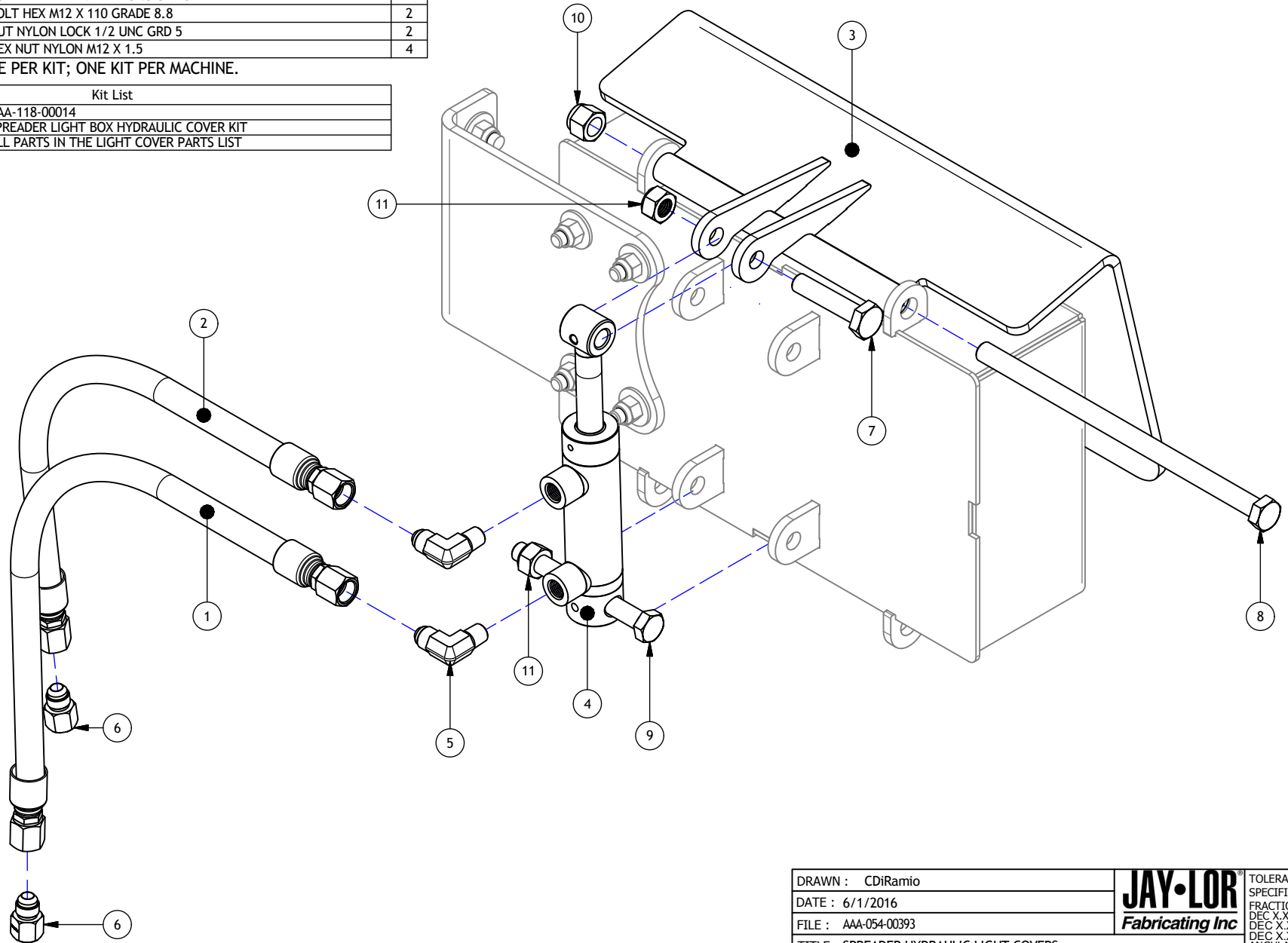
ITEM	PART NUMBER	TITLE	QTY
1	AAA-109-00018	HOSE HYD 3/8D DOUBLE BRAID 6 FJIC SWIVEL X 6 FJIC SWIVEL 20L	2
2	AAA-109-00019	HOSE HYD 3/8D DOUBLE BRAID 6 FJIC SWIVEL X 8 FJIC SWIVEL 17L	2
3	AAA-118-00015-P3	SPREADER HYD LIGHT COVER PAINTED BLACK	2
4	AAB-009-00765	HYD CYL 25MM BORE X 50 MM STROKE	2
5	AAB-009-00771	FIT 90DEG 6MJIC X 4 MNPT	4
6	AAB-009-00772	FIT RESTRICTOR 0.0625DIA - 6 MJIC X 6 FJIC	4
7	AAB-015-10206	HEX BOLT M12 X 55 GRADE 8.8	2
8	AAB-015-10210	BOLT HEX 1/2 X 9-1/2L UNC GRD 5	2
9	AAB-015-10211	BOLT HEX M12 X 110 GRADE 8.8	2
10	AAB-015-20019	NUT NYLON LOCK 1/2 UNC GRD 5	2
11	AAB-015-20067	HEX NUT NYLON M12 X 1.5	4

\* PART QUANTITIES ARE PER KIT; ONE KIT PER MACHINE.

Kit List

PART NUMBER	AAA-118-00014
DESCRIPTION	SPREADER LIGHT BOX HYDRAULIC COVER KIT
KIT CONTENTS	ALL PARTS IN THE LIGHT COVER PARTS LIST

# HYDRAULIC LIGHT COVERS



DRAWN : CDiRamio		TOLERANCES (UNLESS SPECIFIED OTHERWISE)
DATE : 6/1/2016		FRACTIONAL ± 1/16"
FILE : AAA-054-00393		DEC X.X ± 0.1"
TITLE : SPREADER HYDRAULIC LIGHT COVERS		DEC X.XX ± 0.06"
PRINT DATE: 10/31/2016		DEC X.XXX ± 0.031"
		ANGULAR ± 0.5°
SHEET 1 OF 1		
<small>CONFIDENTIAL: THESE DRAWINGS AND COPIES THEREOF REMAIN THE PROPERTY OF JAY-LOR FABRICATING INC. ANY PERSON FOUND UNLAWFULLY USING, DISTRIBUTING, OR IN POSSESSION OF THE ABOVE WILL BE PROSECUTED</small>		

**K.** SCALE SYSTEM

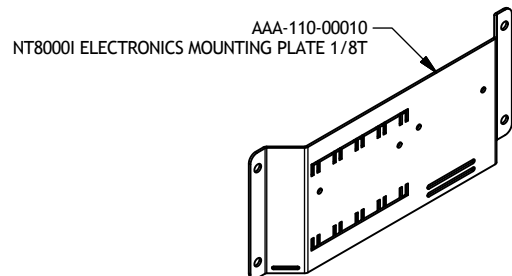
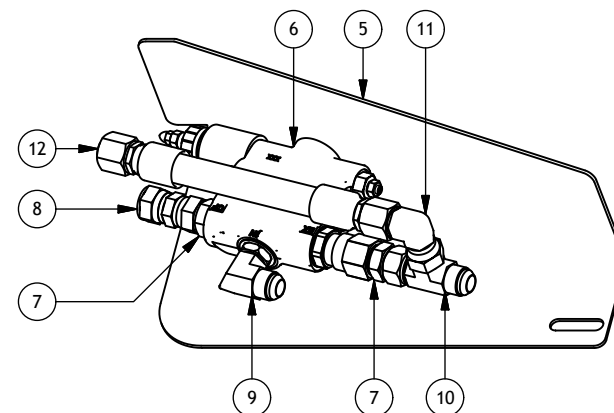


Parts List

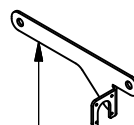
ITEM	PART NUMBER	TITLE	QTY
1	AAB-110-00002	INDUCTIVE PROXIMITY SENSOR	1
2	AAA-110-00007	PROX SENSOR SPACER PLATE 1-1/8T	1
3	AAA-110-00008	HYD MOTOR ENCODER DISK 15 TOOTH 1/2T	1
4	AAB-015-10196	SET SCREW 1/4-20 X 1/4L	1
5	AAA-110-00012-P3	HD SPREADER HYD EFC VALVE COVER 1/8T	1
6	AAB-109-00010	BRAND FLOW CONTROL EFCC12-30-12R25	1
7	AAB-009-00151	FIT ADPT 12 MJIC X 12 MORB	2
8	AAB-009-00777	FIT ADPT 12 FJIC SWIVEL X 12 FJIC SWIVEL	1
9	AAB-009-00153	FIT 90DEG 12 MJIC X 12 MORB	1
10	AAB-009-00479	FIT TEE 12 MJIC X 12 FJIC X 12 MJIC	1
11	AAB-009-00163	FIT 90DEG 12 MJIC X 12 FJIC	1
12	AAA-109-00060	HOSE HYD 3/4DIA DOUBLE BRAID 12 FJIC SWIVEL X 12 FJIC SWIVEL 9 L	1

# SCALE SYSTEM COMPONENTS

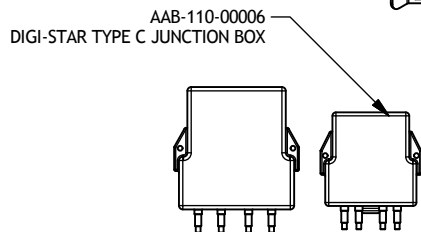
(AVAILABLE FOR MACHINE SERIAL # 23302 AND HIGHER)



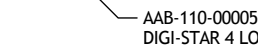
AAA-110-00010  
NT8000I ELECTRONICS MOUNTING PLATE 1/8T



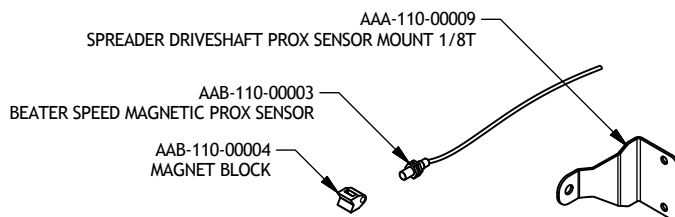
AAA-110-00011  
DIGI-STAR MAIN WIRE MOUNT FOR GOOSENECK ON SPREADER 1/8T



AAB-110-00006  
DIGI-STAR TYPE C JUNCTION BOX



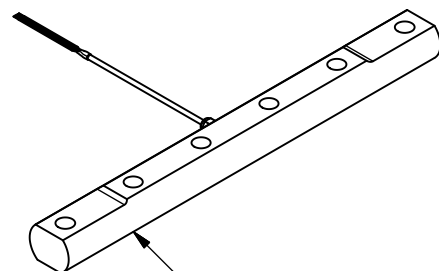
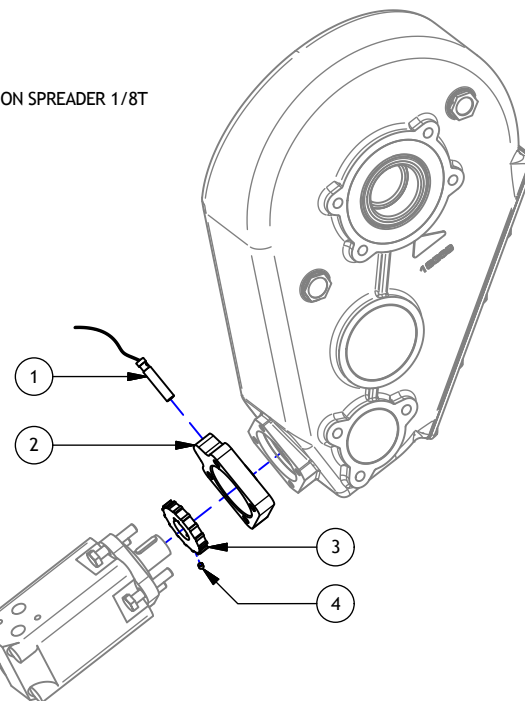
AAB-110-00005  
DIGI-STAR 4 LOAD CELL CAN INTERFACE JUNCTION BOX (US SPEC-HIGH GAIN)



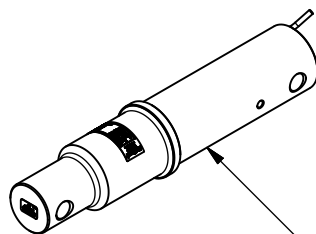
AAA-110-00009  
SPREADER DRIVESHAFT PROX SENSOR MOUNT 1/8T

AAB-110-00003  
BEATER SPEED MAGNETIC PROX SENSOR

AAB-110-00004  
MAGNET BLOCK



AAB-110-00000  
2.875 DESB WEIGH BAR 21' CABLE DIGI-STAR



AAB-110-00001  
3.72 SB WEIGH BAR 21' CABLE DIGI-STAR

DRAWN : CDiRamio	<b>JAY-LOR</b> Fabricating Inc	TOLERANCES (UNLESS SPECIFIED OTHERWISE)
DATE : 12/20/2016		FRACTIONAL ± 1/16"
FILE : AAA-054-00422		DEC X.X ± 0.1"
TITLE : HD SPREADER SCALE SYSTEM COMPONENTS		DEC X.XX ± 0.06"
		DEC X.XXX ± 0.031"
		ANGULAR ± 0.5°
PRINT DATE: 4/3/2017	SHEET 1 OF 1	
CONFIDENTIAL: THESE DRAWINGS AND COPIES THEREOF REMAIN THE PROPERTY OF JAY-LOR FABRICATING INC. ANY PERSON FOUND UNLAWFULLY USING, DISTRIBUTING, OR IN POSSESSION OF THE ABOVE WILL BE PROSECUTED		